

# Product Transport Monitoring

**Bass Point Quarry**

**Q3 2023**

**Report Author:** Chelsea Flood

**Date issued:** 31/10/2023



# Contents

1. Introduction.....	2
2. Laden truck movements.....	3
2.1. Hourly laden truck dispatch.....	3
2.2. Daily laden truck dispatch .....	4
2.3. Weekly laden truck dispatch .....	4
2.4. Monthly laden truck dispatch .....	5
2.5. Annual laden truck dispatch .....	5
3. Regional destination of quarry products.....	6
Appendix A .....	7

# 1. Introduction

This document has been prepared by Hanson Construction Materials Pty Ltd (Hanson) to fulfil the reporting requirements stipulated in *Schedule 3, Condition 31* of Project Approval MP 08\_0143 (the Approval). A summary table of how Hanson meet the requirements of *Schedule 3, Condition 31* is provided below as **Table 1**.

**Table 1:** Summary table of how Hanson meet the requirements of *Schedule 3, Condition 31* of the Approval.

<b>Schedule 3, Condition 31</b>	<b>Section in document</b>
<b>Monitoring of Product Transport</b>	
31. The Proponent must:	
(a) keep accurate records of:	
<ul style="list-style-type: none"> <li>• the amount of quarry products transported from the site (monthly and annually);</li> </ul>	<b>Section 3</b>
<ul style="list-style-type: none"> <li>• the regional destination of quarry products transported from the site; and</li> </ul>	<b>Section 3</b>
<ul style="list-style-type: none"> <li>• all laden truck movements (ie dispatch of trucks carrying quarry products or concrete) from the site (hourly, daily, weekly, monthly and annually); and</li> </ul>	<b>Section 2</b>
(b) publish these records on its website on a quarterly basis.	Noted

Attention should also be drawn to other conditions in the Approval relevant to product transport, specifically *Schedule 2, Condition 7* and *Schedule 2, Condition 8*, which stipulate limits for annual volume of products transported and the numbers of laden trucks dispatched, respectively.

### **Extractive Material Transport**

7. The Proponent must not permit to be transported from the site:
- (a) more than 4 million tonnes of quarry products in any calendar year; or
  - (b) more than 3 million tonnes of quarry products by road in any calendar year.

### **Transport of Products**

8. The Proponent must limit the dispatch of trucks carrying quarry products or concrete from the site to the levels shown in Table 1.

**Table 1: Laden Truck Dispatch Hours**

<b>Period</b>	<b>Maximum Laden Truck Dispatch</b>
7 am – 10 pm	40 in any hour
10 pm – 7 am	23 in any hour
5 am – 6 am (Monday to Friday only and excluding Public Holidays)	27
6 am – 7 am (Monday to Friday only and excluding Public Holidays)	38
24-hour calendar day	500

## 2. Laden truck movements

*Schedule 3, Condition 31* requires Hanson to publish records of laden truck movements from the site on an hourly, daily, weekly, monthly, and annual basis (see **Section 1**). The complete laden truck dispatch report is included as **Appendix A**. The compliance status of laden truck movements for the third quarter of 2023 (i.e. 01/07/2023 to 30/09/2023 inclusive) is discussed in **Section 2.1**, **Section 2.2**, **Section 2.3**, **Section 2.4**, and **Section 2.5**.

### 2.1. Hourly laden truck dispatch

There were no non-compliances with the hourly laden truck dispatch limits (*Schedule 2, Condition 8*) during the third quarter of 2023.

There were ten instances where shortcomings in the reporting software yielded apparent non-compliances, but investigation indicated that Hanson was indeed compliant with hourly laden truck dispatch limits:

- **05:00 to 06:00 on 18/07/2023:** there was one instance of an internal load, whereby the laden truck was not dispatched from site. The report indicated that 28 laden trucks were dispatched, an exceedance of the hourly limit of 27 laden trucks. Exclusion of the internal load yields a total of 27 laden trucks dispatched, which is compliant with the prevailing hourly laden truck dispatch limit.
- **05:00 to 06:00 on 25/07/2023:** there was one instance of an internal load, whereby the laden truck was not dispatched from site. The report indicated that 28 laden trucks were dispatched, an exceedance of the hourly limit of 27 laden trucks. Exclusion of the internal load yields a total of 27 laden trucks dispatched, which is compliant with the prevailing hourly laden truck dispatch limit.
- **05:00 to 06:00 on 01/08/2023:** there was one instance of an internal load, whereby the laden truck was not dispatched from site. The report indicated that 28 laden trucks were dispatched, an exceedance of the hourly limit of 27 laden trucks. Exclusion of the internal load yields a total of 27 laden trucks dispatched, which is compliant with the prevailing hourly laden truck dispatch limit.
- **04:00 to 05:00 on 10/08/2023:** there was one instance of an internal load, whereby the laden truck was not dispatched from site. The report indicated that 28 laden trucks were dispatched, an exceedance of the hourly limit of 27 laden trucks. Exclusion of the internal load yields a total of 27 laden trucks dispatched, which is compliant with the prevailing hourly laden truck dispatch limit.
- **05:00 to 06:00 on 11/08/2023:** there were two instances of internal loads, whereby the laden trucks were not dispatched from site. The report indicated that 29 laden trucks were dispatched, an exceedance of the hourly limit of 27 laden trucks. Exclusion of the internal loads yields a total of 27 laden trucks dispatched, which is compliant with the prevailing hourly laden truck dispatch limit.
- **05:00 to 06:00 on 12/08/2023:** there was one instance of an internal load, whereby the laden truck was not dispatched from site. The report indicated that 24 laden trucks were dispatched, an exceedance of the hourly limit of 23 laden trucks. Exclusion of the internal load yields a total of 23 laden trucks dispatched, which is compliant with the prevailing hourly laden truck dispatch limit.
- **06:00 to 07:00 on 14/08/2023:** there were three instances of a technical issue with ticketing, whereby GPS data confirmed that the three trucks were dispatched from site earlier that morning. The report indicated that 40 laden trucks were dispatched, an exceedance of the hourly limit of 38 laden trucks. Reallocation of the three trucks into the correct hourly periods yielded a total of 37 laden trucks dispatched, which is compliant with the prevailing hourly laden truck dispatch limit.

- **05:00 to 06:00 on 17/08/2023:** there was one instance of an internal load, whereby the laden truck was not dispatched from site. The report indicated that 28 laden trucks were dispatched, an exceedance of the hourly limit of 27 laden trucks. Exclusion of the internal load yields a total of 27 laden trucks dispatched, which is compliant with the prevailing hourly laden truck dispatch limit.
- **05:00 to 06:00 on 23/08/2023:** there was one instance of an internal load, whereby the laden truck was not dispatched from site. The report indicated that 28 laden trucks were dispatched, an exceedance of the hourly limit of 27 laden trucks. Exclusion of the internal load yields a total of 27 laden trucks dispatched, which is compliant with the prevailing hourly laden truck dispatch limit.
- **05:00 to 06:00 on 12/09/2023:** there were two instances of internal loads, whereby the laden trucks were not dispatched from site. The report indicated that 28 laden trucks were dispatched, an exceedance of the hourly limit of 26 laden trucks. Exclusion of the internal loads yields a total of 26 laden trucks dispatched, which is compliant with the prevailing hourly laden truck dispatch limit.

See **Appendix A** for the complete laden truck dispatch report.

### 2.2. Daily laden truck dispatch

There were no non-compliances with the daily laden truck limit (*Schedule 2, Condition 8*) during the third quarter of 2023. See **Appendix A** for the complete laden truck dispatch report.

### 2.3. Weekly laden truck dispatch

A weekly summary of laden truck dispatch is provided as **Table 2**. There is no applicable limit for weekly laden truck dispatch (*Schedule 2, Condition 8*), so compliance status is not applicable. See **Appendix A** for the complete laden truck dispatch report.

**Table 2:** Laden truck dispatch by week during the third quarter of 2023, noting that each week is from Monday to Sunday. Week 40 to be included in the report for the fourth quarter of 2023.

Week	Laden truck dispatch (count)
27	1,434
28	1,194
29	1,183
30	1,208
31	1,369
32	1,164
33	1,368
34	1,132
35	1,324
36	1,083
37	1,186
38	1,267
39	1,049

## 2.4. Monthly laden truck dispatch

A monthly summary of laden truck dispatch is provided as **Table 3**. There is no applicable limit for monthly laden truck dispatch (*Schedule 2, Condition 8*), so compliance status is not applicable. See **Appendix A** for the complete laden truck dispatch report.

**Table 3:** Laden truck dispatch by month during the third quarter of 2023.

Month	Laden truck dispatch (count)
July	5,275
August	5,536
September	4,928

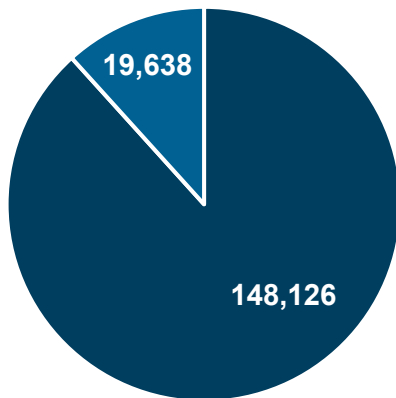
## 2.5. Annual laden truck dispatch

There is no applicable limit for annual laden truck dispatch (*Schedule 2, Condition 8*), so compliance status is not applicable. See **Appendix A** for the complete laden truck dispatch report for the third quarter of 2023. The annual laden truck dispatch will be provided in the report for the fourth quarter of 2023.

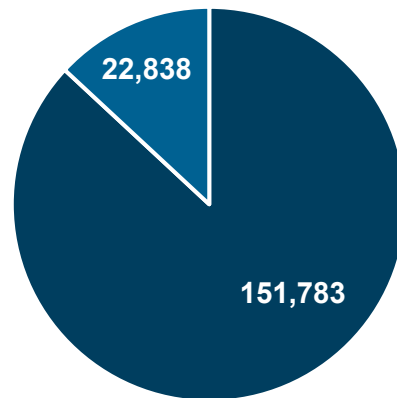
# 3. Regional destination of quarry products

Schedule 3, Condition 31 requires Hanson to publish records of the monthly and annual volume of quarry products transported from the site, as well as the regional destination (see Section 1). To meet this requirement, customer delivery records were classified under the Local Land Services regions. Monthly volumes of quarry products transported from site to different regional destinations have been visually represented below (Figure 1(a), Figure 1(b), and Figure 1(c)). An annual summary of regional destination volumes (compared to Schedule 2, Condition 7) will be available in the report for the fourth quarter of 2023.

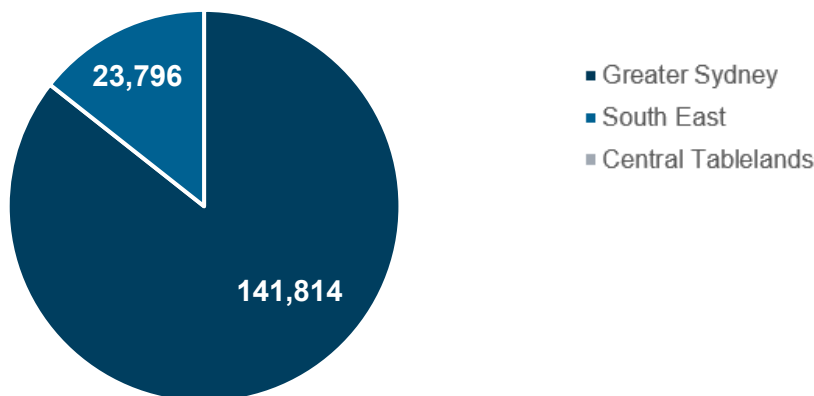
(a)



(b)



(c)



**Figure 1:** Volume of quarry products (tonnes) transported to different regional destinations for the months of (a) July 2023 [total 167,764 t]; (b) August 2023 [total 174,621 t]; and (c) September 2023 [total 165,609 t].

# Appendix A

**Table A 1:** Hourly and daily truck dispatch report for the third quarter of 2023 (i.e. 01/07/2023 to 30/09/2023 inclusive). Deliveries has been abbreviated to dlvs. Dates on which there were no trucks dispatched have been omitted from the report. Exceedances are shaded orange. Data that has been amended (e.g. due to split loads) are shaded yellow.

Ticket Date	Hours (24-hr time)																								No dlvs
	0 to 1	1 to 2	2 to 3	3 to 4	4 to 5	5 to 6	6 to 7	7 to 8	8 to 9	9 to 10	10 to 11	11 to 12	12 to 13	13 to 14	14 to 15	15 to 16	16 to 17	17 to 18	18 to 19	19 to 20	20 to 21	21 to 22	22 to 23	23 to 24	
1/07/2023	4	1	0	4	4	23	7	6	11	6	8	8	1	2	1	0	0	0	0	0	0	0	0	0	86
2/07/2023	0	0	0	0	0	0	0	0	0	0	0	0	0	0	0	0	0	0	0	0	0	0	0	0	0
3/07/2023	0	0	0	0	7	27	23	35	12	18	22	28	18	9	15	6	9	11	4	3	9	7	7	3	273
4/07/2023	1	3	2	4	20	24	16	11	11	6	13	8	8	3	2	5	6	6	1	4	2	4	1	0	161
5/07/2023	3	3	0	5	8	12	5	20	12	11	20	9	8	5	2	6	7	12	4	7	9	7	6	5	186
6/07/2023	1	7	1	5	23	26	30	14	16	19	29	19	18	16	7	3	6	9	3	4	3	5	7	4	275
7/07/2023	3	5	1	6	11	27	34	15	18	16	19	26	19	8	5	2	3	6	3	5	4	5	2	2	245
8/07/2023	2	2	1	1	7	22	4	7	1	2	1	2	1	1	0	0	0	0	0	0	0	0	0	0	54
9/07/2023	0	0	0	0	0	0	0	0	0	0	0	0	0	0	0	0	0	0	0	0	0	0	0	0	0
10/07/2023	0	0	0	0	13	27	16	16	6	20	16	16	12	11	3	6	7	7	6	7	8	8	6	2	213
11/07/2023	1	1	1	7	23	26	13	19	21	20	21	17	15	8	5	7	9	6	4	3	3	3	7	3	243
12/07/2023	2	2	3	3	20	26	14	14	13	15	22	15	14	5	2	1	11	7	5	11	5	6	4	6	226
13/07/2023	2	2	4	4	19	23	10	14	12	20	15	17	6	12	4	4	12	5	2	4	6	5	5	6	213
14/07/2023	2	2	1	5	18	26	18	16	17	21	22	19	13	9	2	2	9	7	1	1	4	1	2	1	219
15/07/2023	1	2	0	1	2	23	9	9	7	7	4	1	2	0	0	0	0	0	0	0	0	0	0	1	69
16/07/2023	0	0	0	0	0	0	0	0	0	0	0	0	0	0	0	0	0	0	0	0	0	0	0	0	0
17/07/2023	0	0	0	0	10	27	21	15	10	13	25	20	10	12	7	5	8	7	1	6	10	8	2	5	222
18/07/2023	0	4	0	5	14	27	12	15	14	18	16	14	14	8	0	4	10	8	3	3	3	9	2	5	208
19/07/2023	4	1	1	3	17	27	12	14	18	19	27	18	10	14	7	4	8	8	6	6	3	5	6	6	244
20/07/2023	6	1	2	3	15	26	16	17	11	22	13	24	17	13	4	2	6	6	1	6	8	4	6	8	237
21/07/2023	2	2	2	6	20	25	6	14	14	20	28	18	10	14	7	1	10	4	0	5	4	2	2	5	221
22/07/2023	0	1	0	2	0	23	11	7	7	8	9	6	1	0	0	0	0	0	0	0	0	1	0	0	76
23/07/2023	0	0	0	0	0	0	0	0	0	0	0	0	0	0	0	0	0	0	0	0	0	0	0	0	0
24/07/2023	0	0	0	0	0	27	37	10	17	22	17	20	22	14	3	6	11	5	1	4	8	10	4	7	245
25/07/2023	3	2	2	3	12	27	23	14	18	22	22	20	12	13	5	7	8	9	0	9	1	11	11	2	256



Ticket Date	Hours (24-hr time)																								No dlvs
	0 to 1	1 to 2	2 to 3	3 to 4	4 to 5	5 to 6	6 to 7	7 to 8	8 to 9	9 to 10	10 to 11	11 to 12	12 to 13	13 to 14	14 to 15	15 to 16	16 to 17	17 to 18	18 to 19	19 to 20	20 to 21	21 to 22	22 to 23	23 to 24	
26/07/2023	4	3	2	6	22	27	20	10	14	20	20	26	13	24	9	7	13	9	1	5	3	13	4	3	278
27/07/2023	2	3	2	4	20	27	27	11	21	19	25	26	13	10	11	3	13	11	3	4	13	6	4	5	283
28/07/2023	2	1	1	3	22	27	27	10	20	19	24	15	16	17	7	1	6	6	4	4	4	4	3	1	244
29/07/2023	1	0	0	1	1	21	2	9	11	6	5	2	2	1	0	0	0	0	0	0	0	0	1	0	63
30/07/2023	0	0	0	0	0	0	0	0	0	0	0	0	0	0	0	0	0	0	0	0	0	0	0	0	0
31/07/2023	0	0	0	0	10	27	36	15	8	11	24	23	10	9	6	4	12	7	1	6	8	5	7	6	235
1/08/2023	3	2	1	4	22	27	18	6	14	15	18	12	9	6	6	4	5	10	3	8	3	2	7	3	208
2/08/2023	4	1	1	2	22	23	14	12	11	17	15	18	6	10	1	3	7	6	4	5	5	5	7	6	205
3/08/2023	2	3	3	3	20	23	11	15	10	13	27	11	21	10	7	1	5	8	3	7	4	8	8	4	227
4/08/2023	3	3	3	5	22	20	16	14	15	20	23	16	10	18	6	3	8	7	2	3	5	2	7	4	235
5/08/2023	3	0	2	0	3	22	5	6	7	4	0	2	0	0	0	0	0	0	0	0	0	0	0	0	54
6/08/2023	0	0	0	0	0	0	0	0	0	0	0	0	0	0	0	0	0	0	0	0	0	0	0	0	0
7/08/2023	0	0	0	0	8	14	38	33	11	14	22	27	30	15	8	8	11	8	3	7	6	4	7	4	278
8/08/2023	2	1	3	1	22	27	27	15	12	24	25	19	9	10	10	5	11	9	3	3	5	8	4	3	258
9/08/2023	4	3	1	3	23	27	7	7	9	12	34	6	10	12	5	1	17	8	2	6	6	4	2	4	213
10/08/2023	1	3	2	5	23	27	29	10	22	17	31	30	18	11	7	4	9	8	4	6	8	5	4	2	286
11/08/2023	2	2	1	7	21	27	25	8	18	15	37	16	16	8	8	4	5	8	1	6	8	5	6	2	256
12/08/2023	2	0	3	2	5	23	5	6	8	6	7	5	1	1	0	2	1	0	0	0	0	0	0	0	77
13/08/2023	0	0	0	0	0	0	0	0	0	0	0	0	0	0	0	0	0	0	0	0	0	0	0	0	0
14/08/2023	0	0	0	0	11	27	37	16	13	16	12	10	1	0	0	3	4	3	2	2	5	7	0	0	169
15/08/2023	2	3	2	1	22	27	14	7	8	17	17	18	10	6	7	8	14	2	6	3	4	9	5	5	217
16/08/2023	1	3	1	4	10	27	25	11	15	6	14	15	15	15	7	6	8	4	2	5	5	6	0	1	206
17/08/2023	2	5	0	4	23	27	23	10	24	21	30	17	10	12	9	9	9	6	4	10	2	8	5	1	271
18/08/2023	1	2	0	3	21	27	24	20	14	17	11	11	5	10	7	3	6	4	1	3	4	5	1	3	203
19/08/2023	2	1	2	3	2	21	7	8	6	6	5	2	0	0	0	0	0	0	0	0	0	0	0	1	66
20/08/2023	0	0	0	0	0	0	0	0	0	0	0	0	0	0	0	0	0	0	0	0	0	0	0	0	0
21/08/2023	0	0	0	0	10	27	24	17	13	8	20	13	6	11	5	4	10	8	5	5	9	3	3	3	204
22/08/2023	3	2	2	6	23	26	15	14	14	21	19	18	14	12	11	11	10	8	8	2	3	6	4	5	257
23/08/2023	2	7	2	2	20	27	16	8	13	17	20	16	15	14	5	6	11	9	4	5	4	3	3	4	233
24/08/2023	3	3	3	4	18	25	14	11	18	24	20	23	14	19	8	3	15	9	6	6	8	7	4	6	271
25/08/2023	2	2	3	5	21	27	20	12	25	17	26	37	13	11	15	9	8	4	3	6	5	4	0	6	281
26/08/2023	2	0	1	1	2	23	5	9	8	12	4	2	6	0	0	0	0	0	0	0	0	0	0	1	76
27/08/2023	0	0	0	0	0	0	0	0	0	2	0	0	0	0	0	0	0	0	0	0	0	0	0	0	2
28/08/2023	0	0	0	0	9	27	28	13	11	13	28	23	13	16	10	5	8	1	0	6	4	5	0	5	225
29/08/2023	2	3	0	2	17	25	11	19	16	14	10	8	14	8	6	4	5	8	2	5	3	5	4	3	194

Ticket Date	Hours (24-hr time)																								No dlvs
	0 to 1	1 to 2	2 to 3	3 to 4	4 to 5	5 to 6	6 to 7	7 to 8	8 to 9	9 to 10	10 to 11	11 to 12	12 to 13	13 to 14	14 to 15	15 to 16	16 to 17	17 to 18	18 to 19	19 to 20	20 to 21	21 to 22	22 to 23	23 to 24	
30/08/2023	7	1	1	2	17	27	22	15	13	16	18	14	5	14	3	5	5	5	2	5	9	6	0	3	215
31/08/2023	2	2	0	3	17	17	9	8	16	9	12	9	3	2	1	5	4	8	3	2	3	9	2	3	149
1/09/2023	2	2	4	7	23	21	11	14	20	21	16	14	16	16	5	2	5	3	2	8	7	6	1	1	227
2/09/2023	1	0	3	3	3	23	7	4	6	9	1	5	3	2	0	0	0	0	0	0	0	0	2	1	73
3/09/2023	0	0	0	0	0	0	0	0	0	0	0	0	0	0	0	0	0	0	0	0	0	0	0	0	0
4/09/2023	0	0	0	0	8	27	13	16	11	13	17	15	13	16	7	9	8	13	7	4	7	7	6	2	219
5/09/2023	3	0	2	4	22	23	7	5	17	22	24	14	9	12	10	7	6	9	3	4	7	12	6	2	230
6/09/2023	2	3	2	1	15	27	29	12	12	13	19	19	17	15	11	11	12	8	7	5	4	11	3	3	261
7/09/2023	4	3	1	3	23	26	23	6	21	19	20	11	19	17	6	3	7	8	3	3	9	9	2	2	248
8/09/2023	5	3	0	1	23	18	12	9	6	20	16	14	8	7	4	0	5	5	2	1	7	6	2	0	174
9/09/2023	1	0	1	3	2	15	3	8	6	5	6	3	1	0	0	0	0	0	0	0	0	0	0	0	54
10/09/2023	0	0	0	0	0	0	0	0	0	0	0	0	0	0	0	0	0	0	0	0	0	0	0	0	0
11/09/2023	0	0	0	0	7	27	27	13	16	9	21	20	16	7	9	6	9	10	9	7	11	8	4	4	240
12/09/2023	1	3	0	5	13	26	17	11	16	19	21	15	18	13	7	9	10	7	5	8	7	9	4	7	251
13/09/2023	2	3	3	3	20	15	14	11	16	12	14	10	9	7	10	5	9	7	3	4	11	9	2	7	206
14/09/2023	1	8	1	5	12	27	12	12	7	19	16	15	8	9	6	10	7	9	7	7	11	4	8	3	224
15/09/2023	3	2	2	3	22	20	16	8	25	17	13	18	16	13	10	8	9	7	3	4	9	7	8	4	247
16/09/2023	2	1	1	0	5	23	4	11	22	10	11	3	3	0	0	0	0	1	0	0	0	1	0	1	99
17/09/2023	0	0	0	0	0	0	0	0	0	0	0	0	0	0	0	0	0	0	0	0	0	0	0	0	0
18/09/2023	0	0	0	0	10	27	20	9	15	16	27	8	10	15	9	7	12	8	2	8	9	7	3	2	224
19/09/2023	3	1	0	4	20	21	17	8	15	14	11	7	3	5	1	7	5	9	4	5	9	10	6	2	187
20/09/2023	7	2	0	2	15	13	8	4	13	4	16	10	4	4	3	8	11	13	7	5	9	7	7	2	174
21/09/2023	8	0	4	3	17	14	17	14	15	7	12	11	9	3	5	6	10	10	7	4	8	6	4	8	202
22/09/2023	1	2	3	1	14	19	14	7	16	16	12	9	13	4	3	8	8	10	1	3	7	5	8	2	186
23/09/2023	3	0	2	1	6	18	10	9	3	11	7	2	4	0	0	0	0	0	0	0	0	0	0	0	76
24/09/2023	0	0	0	0	0	0	0	0	0	0	0	0	0	0	0	0	0	0	0	0	0	0	0	0	0
25/09/2023	0	0	0	0	9	27	27	10	6	12	24	14	16	13	2	9	14	13	7	6	9	11	7	4	240
26/09/2023	7	5	2	3	13	16	16	12	13	15	13	23	12	12	3	4	14	7	9	6	10	13	5	3	236
27/09/2023	6	2	0	2	17	16	12	14	12	19	17	13	7	5	5	6	15	6	4	10	10	10	4	9	221
28/09/2023	4	2	0	3	11	22	8	12	15	9	12	11	10	1	4	3	9	7	1	6	4	6	6	3	169
29/09/2023	2	2	2	4	16	21	21	15	20	11	22	12	5	15	6	4	7	6	4	6	3	7	0	2	213
30/09/2023	2	1	0	1	2	17	3	5	4	5	4	2	0	0	0	0	0	0	0	0	0	0	0	1	47