

Product Transport Monitoring

Bass Point Quarry

Q1 2023

Report Author: Chelsea Flood

Date issued: 22/06/2023



Contents

1. Introduction.....	2
2. Laden truck movements.....	3
2.1. Hourly laden truck dispatch.....	3
2.2. Daily laden truck dispatch	3
2.3. Weekly laden truck dispatch	4
2.4. Monthly laden truck dispatch	4
2.5. Annual laden truck dispatch	4
3. Regional destination of quarry products.....	5
Appendix A	6

1. Introduction

This document has been prepared by Hanson Construction Materials Pty Ltd (Hanson) to fulfil the reporting requirements stipulated in *Schedule 3, Condition 31* of Project Approval MP 08_0143 (the Approval). A summary table of how Hanson meet the requirements of *Schedule 3, Condition 31* is provided below as **Table 1**.

Table 1: Summary table of how Hanson meet the requirements of *Schedule 3, Condition 31* of the Approval.

Schedule 3, Condition 31	Section in document
Monitoring of Product Transport	
31. The Proponent must:	
(a) keep accurate records of:	
<ul style="list-style-type: none"> • the amount of quarry products transported from the site (monthly and annually); 	Section 3
<ul style="list-style-type: none"> • the regional destination of quarry products transported from the site; and 	Section 3
<ul style="list-style-type: none"> • all laden truck movements (ie dispatch of trucks carrying quarry products or concrete) from the site (hourly, daily, weekly, monthly and annually); and 	Section 2
(b) publish these records on its website on a quarterly basis.	Noted

Attention should also be drawn to other conditions in the Approval relevant to product transport, specifically *Schedule 2, Condition 7* and *Schedule 2, Condition 8*, which stipulate limits for annual volume of products transported and the numbers of laden trucks dispatched, respectively.

Extractive Material Transport

7. The Proponent must not permit to be transported from the site:
- (a) more than 4 million tonnes of quarry products in any calendar year; or
 - (b) more than 3 million tonnes of quarry products by road in any calendar year.

Transport of Products

8. The Proponent must limit the dispatch of trucks carrying quarry products or concrete from the site to the levels shown in Table 1.

Table 1: Laden Truck Dispatch Hours

Period	Maximum Laden Truck Dispatch
7 am – 10 pm	40 in any hour
10 pm – 7 am	23 in any hour
5 am – 6 am (Monday to Friday only and excluding Public Holidays)	27
6 am – 7 am (Monday to Friday only and excluding Public Holidays)	38
24-hour calendar day	500

2. Laden truck movements

Schedule 3, Condition 31 requires Hanson to publish records of laden truck movements from the site on an hourly, daily, weekly, monthly, and annual basis (see **Section 1**). The complete laden truck dispatch report is included as **Appendix A**. The compliance status of laden truck movements for the first quarter of 2023 (i.e. 01/01/2023 to 31/03/2023 inclusive) is discussed in **Section 2.1**, **Section 2.2**, **Section 2.3**, **Section 2.4**, and **Section 2.5**.

2.1. Hourly laden truck dispatch

There were no non-compliances with the hourly laden truck dispatch limits (*Schedule 2, Condition 8*) during the first quarter of 2023. There were seven instances where shortcomings in the reporting software yielded apparent non-compliances, but investigation indicated that Hanson was indeed compliant with hourly laden truck dispatch limits:

- **05:00 to 06:00 on 18/01/2023:** there were two instances of an internal load, whereby the laden truck was not dispatched from site. The report indicated that 28 laden trucks were dispatched, an exceedance of the hourly limit of 27 laden trucks. Exclusion of the internal loads yields a total of 26 laden trucks dispatched, which is compliant with the prevailing hourly laden truck dispatch limit.
- **04:00 to 05:00 on 02/02/2023:** there was one instance of an internal load, whereby the laden truck was not dispatched from site. The report indicated that 24 laden trucks were dispatched, an exceedance of the hourly limit of 23 laden trucks. Exclusion of the internal load yields a total of 23 laden trucks dispatched, which is compliant with the prevailing hourly laden truck dispatch limit.
- **05:00 to 06:00 on 04/02/2023:** there was one instance of an internal load, whereby the laden truck was not dispatched from site. The report indicated that 24 laden trucks were dispatched, an exceedance of the hourly limit of 23 laden trucks. Exclusion of the internal load yields a total of 23 laden trucks dispatched, which is compliant with the prevailing hourly laden truck dispatch limit.
- **05:00 to 06:00 on 06/02/2023:** there was one instance of an internal load, whereby the laden truck was not dispatched from site. The report indicated that 28 laden trucks were dispatched, an exceedance of the hourly limit of 27 laden trucks. Exclusion of the internal load yields a total of 27 laden trucks dispatched, which is compliant with the prevailing hourly laden truck dispatch limit.
- **05:00 to 06:00 on 24/02/2023:** there was one instance of an internal load, whereby the laden truck was not dispatched from site. The report indicated that 28 laden trucks were dispatched, an exceedance of the hourly limit of 27 laden trucks. Exclusion of the internal load yields a total of 27 laden trucks dispatched, which is compliant with the prevailing hourly laden truck dispatch limit.
- **05:00 to 06:00 on 11/03/2023:** there was one instance of an internal load, whereby the laden truck was not dispatched from site. The report indicated that 24 laden trucks were dispatched, an exceedance of the hourly limit of 23 laden trucks. Exclusion of the internal load yields a total of 23 laden trucks dispatched, which is compliant with the prevailing hourly laden truck dispatch limit.

See **Appendix A** for the complete laden truck dispatch report.

2.2. Daily laden truck dispatch

There were no non-compliances with the daily laden truck limit (*Schedule 2, Condition 8*) during the first quarter of 2023. See **Appendix A** for the complete laden truck dispatch report.

2.3. Weekly laden truck dispatch

A weekly summary of laden truck dispatch is provided as **Table 2**. There is no applicable limit for weekly laden truck dispatch (*Schedule 2, Condition 8*), so compliance status is not applicable. See **Appendix A** for the complete laden truck dispatch report.

Table 2: Laden truck dispatch by week during the first quarter of 2023, noting that with the exception of week 1 (which commenced on Sunday 01 January 2023) each week is from Monday to Sunday. Week 14 to be included in the report for the second quarter of 2023.

Week	Laden truck dispatch (count)
1	0
2	366
3	1,095
4	1,403
5	1,007
6	1,448
7	1,329
8	1,466
9	1,394
10	1,590
11	1,649
12	1,460
13	1,456

2.4. Monthly laden truck dispatch

A monthly summary of laden truck dispatch is provided as **Table 3**. There is no applicable limit for monthly laden truck dispatch (*Schedule 2, Condition 8*), so compliance status is not applicable. See **Appendix A** for the complete laden truck dispatch report.

Table 3: Laden truck dispatch by month during the first quarter of 2023.

Month	Laden truck dispatch (count)
January	4,331
February	5,770
March	6,606

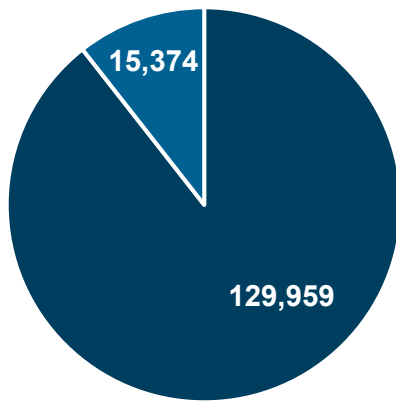
2.5. Annual laden truck dispatch

There is no applicable limit for annual laden truck dispatch (*Schedule 2, Condition 8*), so compliance status is not applicable. See **Appendix A** for the complete laden truck dispatch report for the first quarter of 2023. The annual laden truck dispatch will be provided in the report for the fourth quarter of 2023.

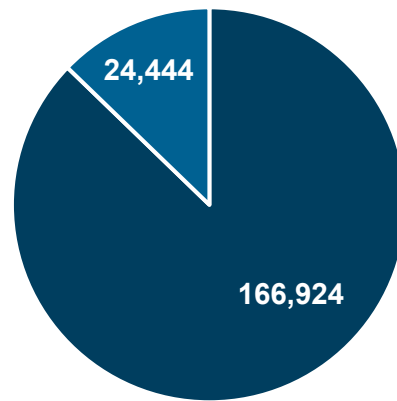
3. Regional destination of quarry products

Schedule 3, Condition 31 requires Hanson to publish records of the monthly and annual volume of quarry products transported from the site, as well as the regional destination (see Section 1). To meet this requirement, customer delivery records were classified under the Local Land Services regions. Monthly volumes of quarry products transported from site to different regional destinations have been visually represented below (Figure 1(a), Figure 1(b), and Figure 1(c)). An annual summary of regional destination volumes (compared to Schedule 2, Condition 7) will be available in the report for the fourth quarter of 2023.

(a)



(b)



(c)

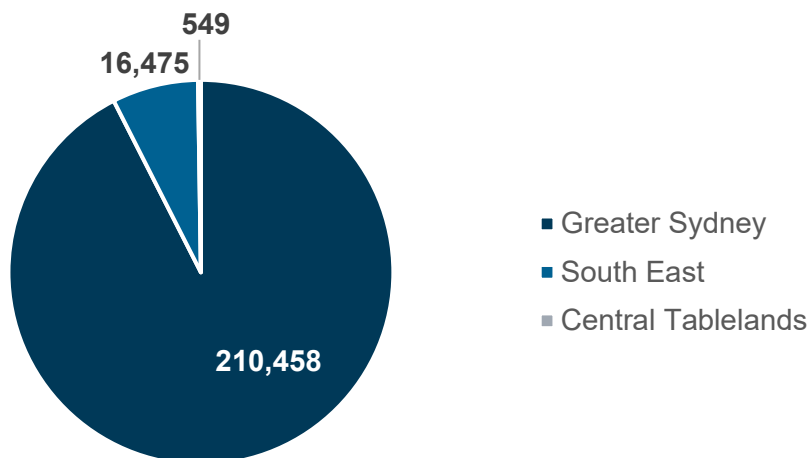


Figure 1: Volume of quarry products (tonnes) transported to different regional destinations for the months of (a) January 2023 [145,333 t total]; (b) February 2023 [191,368 t total]; and (c) March 2023 [227,482 t total].

Appendix A

Table A 1: Hourly and daily truck dispatch report for the first quarter of 2023 (i.e. 01/01/2023 to 31/03/2023 inclusive). Deliveries has been abbreviated to dlvs. Exceedances are shaded orange. Data that has been amended (e.g. due to split loads) are shaded yellow.

Ticket Date	Hours (24-hr time)																								No dlvs
	0 to 1	1 to 2	2 to 3	3 to 4	4 to 5	5 to 6	6 to 7	7 to 8	8 to 9	9 to 10	10 to 11	11 to 12	12 to 13	13 to 14	14 to 15	15 to 16	16 to 17	17 to 18	18 to 19	19 to 20	20 to 21	21 to 22	22 to 23	23 to 24	
1/01/2023	0	0	0	0	0	0	0	0	0	0	0	0	0	0	0	0	0	0	0	0	0	0	0	0	0
2/01/2023	0	0	0	0	0	0	0	0	0	0	0	0	0	0	0	0	0	0	0	0	0	0	0	0	0
3/01/2023	0	0	0	0	0	0	19	25	6	2	4	13	12	7	1	1	0	0	0	0	0	0	0	0	90
4/01/2023	0	0	0	0	0	0	29	13	0	3	13	15	8	4	3	0	0	0	0	0	0	0	0	0	88
5/01/2023	0	0	0	0	0	0	29	11	5	2	14	21	10	2	3	0	0	0	0	0	0	0	0	0	97
6/01/2023	0	0	0	0	0	0	30	4	3	3	16	7	1	1	4	0	0	0	0	0	0	0	0	0	69
7/01/2023	0	0	0	0	0	0	10	1	6	2	2	0	1	0	0	0	0	0	0	0	0	0	0	0	22
8/01/2023	0	0	0	0	0	0	0	0	0	0	0	0	0	0	0	0	0	0	0	0	0	0	0	0	0
9/01/2023	0	0	0	0	3	18	20	7	8	16	18	13	13	10	7	4	8	4	5	7	1	0	1	0	163
10/01/2023	0	6	0	0	8	14	24	5	16	10	18	13	9	12	6	9	4	4	4	1	2	7	8	2	182
11/01/2023	0	7	1	1	12	27	17	7	10	22	21	14	11	13	5	8	7	2	3	3	4	1	3	0	199
12/01/2023	1	4	1	2	11	26	21	14	8	16	23	14	12	10	4	8	9	4	5	3	4	2	2	0	204
13/01/2023	0	2	1	0	11	26	20	20	18	18	36	19	18	14	8	5	5	5	6	3	3	3	3	2	246
14/01/2023	0	2	1	0	7	19	16	9	6	16	18	5	2	0	0	0	0	0	0	0	0	0	0	0	101
15/01/2023	0	0	0	0	0	0	0	0	0	0	0	0	0	0	0	0	0	0	0	0	0	0	0	0	0
16/01/2023	0	0	0	0	14	27	35	16	13	16	36	18	16	34	11	8	8	6	2	9	3	7	2	4	285
17/01/2023	3	4	2	4	17	27	32	19	25	22	29	27	25	20	16	18	17	8	2	3	9	7	4	2	342
18/01/2023	1	12	0	1	19	26	21	13	20	21	16	16	18	23	11	11	7	8	3	3	10	8	3	7	278
19/01/2023	0	6	0	1	15	26	14	12	7	12	14	9	16	14	3	4	8	7	4	3	3	4	4	4	190
20/01/2023	0	4	1	2	17	25	20	18	16	15	22	17	10	9	8	7	7	6	3	3	7	5	2	1	225
21/01/2023	0	3	0	1	1	15	13	7	13	7	9	12	2	0	0	0	0	0	0	0	0	0	0	0	83
22/01/2023	0	0	0	0	0	0	0	0	0	0	0	0	0	0	0	0	0	0	0	0	0	0	0	0	0
23/01/2023	0	0	0	0	3	27	28	10	13	15	19	23	13	16	9	10	5	10	6	2	4	6	3	6	228
24/01/2023	1	9	0	4	20	26	26	11	15	20	18	19	16	17	11	11	9	11	6	2	7	6	9	6	280
25/01/2023	1	12	0	0	23	27	26	16	22	21	23	26	18	28	12	11	7	10	3	4	6	9	2	2	309
26/01/2023	0	0	0	0	0	0	0	0	0	0	0	0	0	0	0	0	0	0	0	0	0	0	0	0	0

Ticket Date	Hours (24-hr time)																								No dlvs
	0 to 1	1 to 2	2 to 3	3 to 4	4 to 5	5 to 6	6 to 7	7 to 8	8 to 9	9 to 10	10 to 11	11 to 12	12 to 13	13 to 14	14 to 15	15 to 16	16 to 17	17 to 18	18 to 19	19 to 20	20 to 21	21 to 22	22 to 23	23 to 24	
27/01/2023	0	0	0	0	8	26	7	8	11	16	14	13	10	10	5	2	2	2	0	7	1	1	1	0	144
28/01/2023	1	1	0	0	3	15	4	6	3	5	5	0	2	1	0	0	0	0	0	0	0	0	0	0	46
29/01/2023	0	0	0	0	0	0	0	0	0	0	0	0	0	0	0	0	0	0	0	0	0	0	0	0	0
30/01/2023	0	0	0	0	12	27	34	11	11	20	12	25	12	8	5	7	4	6	2	6	1	7	2	2	214
31/01/2023	1	0	3	3	15	25	22	23	16	17	27	13	9	13	8	12	6	8	4	1	9	6	4	1	246
1/02/2023	4	2	3	5	17	27	34	17	29	21	28	22	15	20	6	12	9	6	4	5	5	6	5	5	307
2/02/2023	6	1	2	1	23	27	23	11	20	17	34	18	11	16	11	7	10	7	3	3	6	7	4	3	271
3/02/2023	5	1	4	3	23	26	24	21	20	31	27	24	14	22	12	3	9	5	3	1	4	4	5	4	295
4/02/2023	1	1	1	4	8	23	12	14	14	10	12	9	5	1	0	0	0	0	0	0	0	0	0	0	115
5/02/2023	0	0	0	0	0	0	0	0	0	0	0	0	0	0	0	0	0	0	0	0	0	0	0	0	0
6/02/2023	0	0	0	0	8	27	38	17	12	27	23	20	16	18	11	12	9	8	1	6	2	5	6	6	272
7/02/2023	1	0	7	1	20	27	21	13	12	16	25	18	19	24	16	12	8	10	1	2	6	7	3	7	276
8/02/2023	4	2	3	7	11	22	34	16	15	14	18	22	17	24	5	2	12	5	3	1	4	4	4	7	256
9/02/2023	5	1	2	3	18	25	10	10	12	15	18	1	20	9	5	5	12	5	3	2	4	11	2	1	199
10/02/2023	2	2	7	2	20	25	18	15	11	19	21	12	14	12	5	3	10	8	4	2	7	4	6	6	235
11/02/2023	0	1	0	5	4	23	13	15	14	10	2	3	0	0	1	0	0	0	0	0	0	0	0	0	91
12/02/2023	0	0	0	0	0	0	0	0	0	0	0	0	0	0	0	0	0	0	0	0	0	0	0	0	0
13/02/2023	0	0	0	0	14	22	24	22	10	21	20	21	17	14	12	7	11	15	3	3	7	9	2	3	257
14/02/2023	2	3	6	4	21	23	15	14	15	19	25	20	10	14	10	9	9	7	4	8	5	8	2	5	258
15/02/2023	1	2	4	2	17	26	16	18	13	20	26	23	20	22	18	5	10	9	3	7	6	10	4	4	286
16/02/2023	1	1	7	6	22	27	11	15	15	21	22	16	20	20	10	4	15	9	6	2	5	9	6	1	271
17/02/2023	3	6	8	4	22	27	18	14	13	20	24	17	18	22	10	9	13	4	3	6	7	6	5	2	281
18/02/2023	1	0	2	2	7	22	19	10	12	19	8	6	2	1	0	0	0	0	0	0	0	1	0	1	113
19/02/2023	0	0	0	0	0	0	0	0	0	0	0	0	0	0	0	0	0	0	0	0	0	0	0	0	0
20/02/2023	0	0	0	0	6	27	25	13	12	21	26	17	13	19	16	7	21	20	10	8	9	7	4	5	286
21/02/2023	1	15	0	0	20	27	29	13	17	17	29	24	26	13	7	8	12	4	4	1	5	8	8	3	291
22/02/2023	4	0	4	0	17	27	23	10	17	20	14	13	9	24	3	7	12	10	3	1	7	5	9	5	244
23/02/2023	1	0	1	1	22	26	23	12	16	22	22	12	16	14	9	5	8	12	3	7	6	8	5	2	253
24/02/2023	2	2	4	2	21	27	22	11	11	16	19	17	13	16	7	5	11	8	6	8	7	7	2	7	251
25/02/2023	1	2	0	4	1	21	7	5	9	12	3	3	1	0	0	0	0	0	0	0	0	0	0	0	69
26/02/2023	0	0	0	0	0	0	0	0	0	0	0	0	0	0	0	0	0	0	0	0	0	0	0	0	0
27/02/2023	0	0	0	0	11	27	29	21	13	27	33	15	17	23	14	6	16	9	6	2	7	5	5	2	288
28/02/2023	3	3	6	3	19	27	18	12	15	24	28	20	16	27	14	8	19	9	4	3	11	10	4	2	305
1/03/2023	5	1	4	4	15	27	25	19	19	22	36	17	20	15	24	13	15	10	7	7	6	7	8	5	331
2/03/2023	4	3	2	6	10	23	26	20	12	23	27	31	17	15	12	19	12	9	4	2	5	7	5	4	298

Ticket Date	Hours (24-hr time)																								No dlvs
	0 to 1	1 to 2	2 to 3	3 to 4	4 to 5	5 to 6	6 to 7	7 to 8	8 to 9	9 to 10	10 to 11	11 to 12	12 to 13	13 to 14	14 to 15	15 to 16	16 to 17	17 to 18	18 to 19	19 to 20	20 to 21	21 to 22	22 to 23	23 to 24	
3/03/2023	2	1	4	1	17	27	23	12	14	20	25	28	16	16	9	8	8	4	6	1	7	6	4	4	263
4/03/2023	5	0	1	3	4	23	16	10	11	7	12	4	5	1	0	1	1	1	0	0	0	0	0	0	105
5/03/2023	0	0	0	0	0	0	0	0	0	0	0	0	0	0	0	0	0	0	0	0	0	0	0	0	0
6/03/2023	0	0	0	0	13	27	33	10	13	16	25	25	12	16	10	11	11	10	2	3	1	8	5	2	253
7/03/2023	0	4	3	4	21	27	29	11	14	28	29	18	19	18	18	16	10	12	8	6	7	7	5	5	319
8/03/2023	1	1	4	5	22	27	26	15	18	22	17	22	22	17	16	5	11	9	6	4	5	6	4	9	294
9/03/2023	3	0	3	6	23	27	26	14	21	23	27	24	20	24	14	6	18	9	4	6	4	5	7	2	316
10/03/2023	1	0	6	9	23	27	38	21	15	23	36	21	17	24	18	10	13	6	3	3	9	6	6	1	336
11/03/2023	1	2	1	3	4	23	23	14	14	12	15	12	4	1	0	0	0	0	0	0	0	0	1	1	131
12/03/2023	0	0	0	0	0	0	0	0	0	0	0	0	0	0	0	0	0	0	0	0	0	0	0	0	0
13/03/2023	0	0	0	0	8	25	38	12	8	13	31	20	6	7	5	0	6	7	7	2	3	5	5	3	211
14/03/2023	4	2	3	10	23	27	32	7	11	13	29	25	6	12	8	5	9	10	3	1	4	7	3	4	258
15/03/2023	1	3	3	7	14	26	32	15	15	15	26	19	15	14	11	9	14	11	7	2	8	5	7	2	281
16/03/2023	1	2	1	2	23	27	34	10	17	23	35	24	14	15	13	16	18	5	8	7	4	9	5	2	315
17/03/2023	2	2	2	7	23	27	38	16	15	14	33	16	15	11	12	10	10	8	2	5	4	6	4	4	286
18/03/2023	1	0	1	2	6	23	14	13	11	12	15	7	3	1	0	0	0	0	0	0	0	0	0	0	109
19/03/2023	0	0	0	0	0	0	0	0	0	0	0	0	0	0	0	0	0	0	0	0	0	0	0	0	0
20/03/2023	0	0	0	0	10	27	25	13	12	13	23	16	10	16	9	11	16	7	1	3	4	12	5	2	235
21/03/2023	3	5	4	4	23	27	37	11	26	22	24	36	29	20	13	19	14	9	3	2	5	7	9	7	359
22/03/2023	2	2	1	4	23	27	34	13	20	19	28	23	2	30	19	11	12	5	0	5	6	8	4	4	302
23/03/2023	5	3	1	4	23	27	38	6	9	19	31	22	12	18	8	6	10	7	4	6	6	7	7	5	284
24/03/2023	2	1	1	2	23	26	24	12	12	9	23	15	15	4	8	6	8	2	2	6	3	3	4	3	214
25/03/2023	1	0	0	0	4	23	2	6	9	6	5	1	3	0	0	0	0	0	0	0	0	0	1	0	61
26/03/2023	0	0	0	0	0	0	0	0	0	0	0	0	1	0	0	0	0	0	0	0	0	0	0	0	1
27/03/2023	0	0	0	0	9	23	17	23	12	10	21	17	5	6	7	3	4	4	5	9	3	5	1	2	186
28/03/2023	3	2	0	3	16	23	5	7	4	12	27	14	4	8	3	6	11	5	3	8	4	5	4	4	181
29/03/2023	1	4	1	3	23	20	12	14	9	8	18	10	5	1	8	5	7	6	0	4	3	0	1	4	167
30/03/2023	2	0	2	2	23	19	9	13	10	14	22	11	12	16	8	19	9	9	4	2	6	10	4	1	227
31/03/2023	2	3	6	1	22	27	28	11	17	29	21	16	17	21	16	8	9	7	3	0	7	7	3	2	283