

Product Transport Monitoring

Bass Point Quarry

Q3 2022

Report Author: Chelsea Flood

Date issued: 9/12/2022



Colin F. Douch © 2019

Contents

1. Introduction.....	2
2. Laden truck movements.....	3
2.1. Hourly laden truck dispatch.....	3
2.2. Daily laden truck dispatch	4
2.3. Weekly laden truck dispatch	4
2.4. Monthly laden truck dispatch	5
2.5. Annual laden truck dispatch	5
3. Regional destination of quarry products.....	6
Appendix A	7

1. Introduction

This document has been prepared by Hanson Construction Materials Pty Ltd (Hanson) to fulfil the reporting requirements stipulated in *Schedule 3, Condition 31* of Project Approval MP 08_0143 (the Approval). A summary table of how Hanson meet the requirements of *Schedule 3, Condition 31* is provided below as **Table 1**.

Table 1: Summary table of how Hanson meet the requirements of *Schedule 3, Condition 31* of the Approval.

Schedule 3, Condition 31	Section in document
Monitoring of Product Transport	
31. The Proponent must:	
(a) keep accurate records of:	
<ul style="list-style-type: none"> • the amount of quarry products transported from the site (monthly and annually); 	Section 3
<ul style="list-style-type: none"> • the regional destination of quarry products transported from the site; and 	Section 3
<ul style="list-style-type: none"> • all laden truck movements (ie dispatch of trucks carrying quarry products or concrete) from the site (hourly, daily, weekly, monthly and annually); and 	Section 2
(b) publish these records on its website on a quarterly basis.	Noted

Attention should also be drawn to other conditions in the Approval relevant to product transport, specifically *Schedule 2, Condition 7* and *Schedule 2, Condition 8*, which stipulate limits for annual volume of products transported and the numbers of laden trucks dispatched, respectively.

Extractive Material Transport

7. The Proponent must not permit to be transported from the site:
- (a) more than 4 million tonnes of quarry products in any calendar year; or
 - (b) more than 3 million tonnes of quarry products by road in any calendar year.

Transport of Products

8. The Proponent must limit the dispatch of trucks carrying quarry products or concrete from the site to the levels shown in Table 1.

Table 1: Laden Truck Dispatch Hours

Period	Maximum Laden Truck Dispatch
7 am – 10 pm	40 in any hour
10 pm – 7 am	23 in any hour
5 am – 6 am (Monday to Friday only and excluding Public Holidays)	27
6 am – 7 am (Monday to Friday only and excluding Public Holidays)	38
24-hour calendar day	500

2. Laden truck movements

Schedule 3, Condition 31 requires Hanson to publish records of laden truck movements from the site on an hourly, daily, weekly, monthly, and annual basis (see **Section 1**). The complete laden truck dispatch report is included as **Appendix A**. The compliance status of laden truck movements for the third quarter of 2022 (i.e. 01/07/2022 to 30/09/2022 inclusive) is discussed in **Section 2.1**, **Section 2.2**, **Section 2.3**, **Section 2.4**, and **Section 2.5**.

2.1. Hourly laden truck dispatch

There were two non-compliances with the hourly laden truck dispatch limits (*Schedule 2, Condition 8*) during the third quarter of 2022:

- **05:00 to 06:00 on 30/07/2022**, during which time 25 laden trucks were dispatched. The prevailing hourly limit at that time was 23 laden trucks.
- **06:00 to 07:00 on 30/07/2022**, during which time 26 laden trucks were dispatched. The prevailing hourly limit at that time was 23 laden trucks.

The exceedances are attributable to shortcomings in the reporting software. The exceedances have been reported to the Department of Planning, Industry and Environment (DPE).

There were nine instances where shortcomings in the reporting software yielded apparent non-compliances, but investigation indicated that Hanson was indeed compliant with hourly laden truck dispatch limits:

- **05:00 to 06:00 on 11/07/2022**: there were two instances of internal loads, whereby the laden truck was not dispatched from site. There was one instance of a 'split load', whereby one vehicle is ticketed twice at the weighbridge, typically because the vehicle was carrying different products in each trailer. The report indicated that 30 laden trucks were dispatched, an exceedance of the hourly limit of 27 laden trucks. Exclusion of the internal loads and split load yields a total of 27 laden trucks dispatched, which is compliant with the prevailing hourly laden truck dispatch limit.
- **05:00 to 06:00 on 18/07/2022**: there was one instance of an internal load, whereby the laden truck was not dispatched from site. The report indicated that 28 laden trucks were dispatched, an exceedance of the hourly limit of 27 laden trucks. Exclusion of the internal load yields a total of 27 laden trucks dispatched, which is compliant with the prevailing hourly laden truck dispatch limit.
- **06:00 to 07:00 on 01/08/2022**: there was one instance of a technical issue with ticketing, whereby GPS data confirmed that the laden truck was not actually dispatched from site, but rather, from a different Hanson site on the central coast. The report indicated that 39 laden trucks were dispatched, an exceedance of the hourly limit of 38 laden trucks. Exclusion of the erroneous load yields a total of 38 laden trucks dispatched, which is compliant with the prevailing hourly laden truck dispatch limit.
- **05:00 to 06:00 on 02/08/2022**: there was one instance of an internal load, whereby the laden truck was not dispatched from site. The report indicated that 28 laden trucks were dispatched, an exceedance of the hourly limit of 27 laden trucks. Exclusion of the internal load yields a total of 27 laden trucks dispatched, which is compliant with the prevailing hourly laden truck dispatch limit.
- **06:00 to 07:00 on 03/08/2022**: there was one instance of a technical issue with ticketing, whereby GPS data confirmed that the truck did not deliver any loads on that date (it was under repair). The report indicated that 39 laden trucks were dispatched, an exceedance of the hourly limit of 38 laden trucks.

trucks. Exclusion of the internal load yields a total of 38 laden trucks dispatched, which is compliant with the prevailing hourly laden truck dispatch limit.

- **05:00 to 06:00 on 06/09/2022:** there was one instance of an internal load, whereby the laden truck was not dispatched from site. The report indicated that 28 laden trucks were dispatched, an exceedance of the hourly limit of 27 laden trucks. Exclusion of the internal load yields a total of 27 laden trucks dispatched, which is compliant with the prevailing hourly laden truck dispatch limit.
- **05:00 to 06:00 on 12/09/2022:** there was one instance of an internal load, whereby the laden truck was not dispatched from site. The report indicated that 28 laden trucks were dispatched, an exceedance of the hourly limit of 27 laden trucks. Exclusion of the internal load yields a total of 27 laden trucks dispatched, which is compliant with the prevailing hourly laden truck dispatch limit.
- **05:00 to 06:00 on 15/09/2022:** there was one instance of an internal load, whereby the laden truck was not dispatched from site. The report indicated that 28 laden trucks were dispatched, an exceedance of the hourly limit of 27 laden trucks. Exclusion of the internal load yields a total of 27 laden trucks dispatched, which is compliant with the prevailing hourly laden truck dispatch limit.
- **05:00 to 06:00 on 23/09/2022:** there was one instance of a ‘split load’, whereby one vehicle is ticketed twice at the weighbridge, typically because the vehicle was carrying different products in each trailer. The report indicated that 28 laden trucks were dispatched, an exceedance of the hourly limit of 27 laden trucks. Exclusion of the split load yields a total of 27 laden trucks dispatched, which is compliant with the prevailing hourly laden truck dispatch limit.

See **Appendix A** for the complete laden truck dispatch report.

2.2. Daily laden truck dispatch

There were no non-compliances with the daily laden truck limit (*Schedule 2, Condition 8*) during the third quarter of 2022. See **Appendix A** for the complete laden truck dispatch report.

2.3. Weekly laden truck dispatch

A weekly summary of laden truck dispatch is provided as **Table 2**. There is no applicable limit for weekly laden truck dispatch (*Schedule 2, Condition 8*), so compliance status is not applicable. See **Appendix A** for the complete laden truck dispatch report.

Table 2: Laden truck dispatch by week during the third quarter of 2022, noting that each week is from Monday to Sunday. Week 40 to be included in the report for the fourth quarter of 2022.

Week	Laden truck dispatch (count)
27	1,653
28	984
29	1,382
30	1,109
31	1,601
32	1,679
33	1,604
34	1,636
35	1,361
36	1,328
37	1,333

Week	Laden truck dispatch (count)
38	1,289
39	1,053

2.4. Monthly laden truck dispatch

A monthly summary of laden truck dispatch is provided as **Table 3**. There is no applicable limit for monthly laden truck dispatch (*Schedule 2, Condition 8*), so compliance status is not applicable. See **Appendix A** for the complete laden truck dispatch report.

Table 3: Laden truck dispatch by month during the third quarter of 2022.

Month	Laden truck dispatch (count)
July	5,403
August	7,085
September	5,207

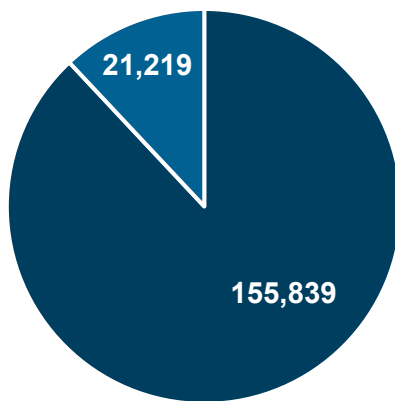
2.5. Annual laden truck dispatch

There is no applicable limit for annual laden truck dispatch (*Schedule 2, Condition 8*), so compliance status is not applicable. See **Appendix A** for the complete laden truck dispatch report for the third quarter of 2022. The annual laden truck dispatch will be provided in the report for the fourth quarter of 2022.

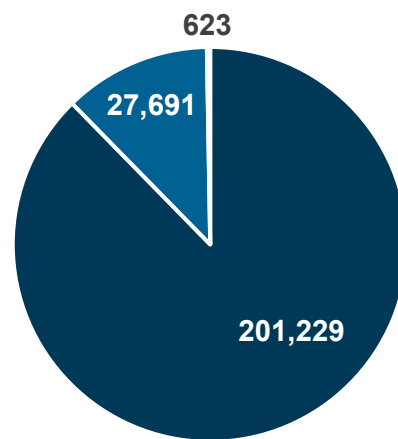
3. Regional destination of quarry products

Schedule 3, Condition 31 requires Hanson to publish records of the monthly and annual volume of quarry products transported from the site, as well as the regional destination (see Section 1). To meet this requirement, customer delivery records were classified under the Local Land Services regions. Monthly volumes of quarry products transported from site to different regional destinations have been visually represented below (Figure 1(a), Figure 1(b), and Figure 1(c)). An annual summary of regional destination volumes (compared to Schedule 2, Condition 7) will be available in the report for the fourth quarter of 2022.

(a)



(b)



(c)

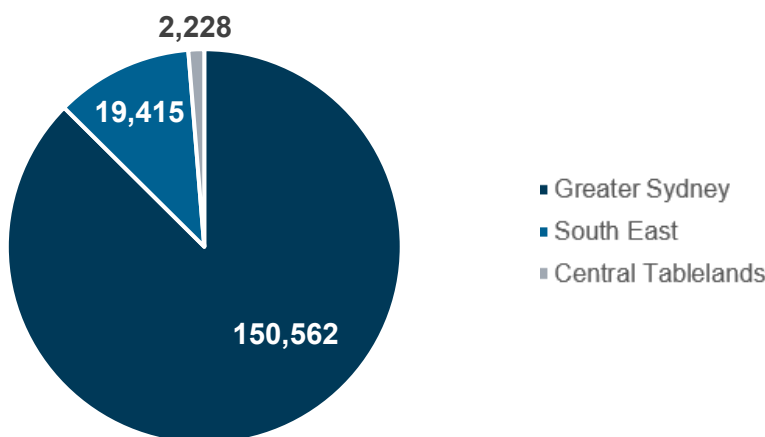


Figure 1: Volume of quarry products (tonnes) transported to different regional destinations for the months of (a) July 2022 [total 155,839 t]; (b) August 2022 [total 201,229 t]; and (c) September 2022 [total 150,562 t].

Appendix A

Table A 1: Hourly and daily truck dispatch report for the third quarter of 2022 (i.e. 01/07/2022 to 30/09/2022 inclusive). Deliveries has been abbreviated to dlvs. Dates on which there were no trucks dispatched have been omitted from the report. Exceedances are shaded orange. Data that has been amended (e.g. due to split loads) are shaded yellow.

Ticket Date	Hours (24-hr time)																								No dlvs
	0 to 1	1 to 2	2 to 3	3 to 4	4 to 5	5 to 6	6 to 7	7 to 8	8 to 9	9 to 10	10 to 11	11 to 12	12 to 13	13 to 14	14 to 15	15 to 16	16 to 17	17 to 18	18 to 19	19 to 20	20 to 21	21 to 22	22 to 23	23 to 24	
1/07/2022	8	1	1	7	18	24	21	29	29	23	36	28	16	13	6	2	8	3	0	4	4	6	7	0	294
2/07/2022	0	0	0	0	1	17	4	4	3	1	1	0	0	0	0	0	0	0	0	0	0	0	2	0	33
4/07/2022	0	0	0	0	1	18	22	19	17	12	21	20	9	5	7	2	5	2	0	2	2	5	3	0	172
5/07/2022	0	0	1	2	11	27	16	17	10	18	24	13	11	12	6	6	6	3	3	2	2	4	0	2	196
6/07/2022	0	0	0	0	8	17	13	8	10	15	10	9	7	2	4	3	6	4	0	4	5	2	2	0	129
7/07/2022	0	0	1	1	12	13	15	10	11	19	18	13	8	7	12	6	6	3	2	3	5	4	1	2	172
8/07/2022	0	0	2	2	9	24	16	19	16	17	25	12	13	8	7	4	6	6	6	4	6	4	5	5	216
9/07/2022	2	0	1	1	6	17	12	7	10	8	12	11	5	5	0	0	0	0	0	0	0	0	1	1	99
11/07/2022	0	0	0	0	4	27	29	17	14	13	34	26	19	17	9	10	5	7	6	4	3	4	3	2	253
12/07/2022	2	1	2	3	12	27	30	19	13	17	23	24	14	13	15	12	10	5	7	13	7	5	3	4	281
13/07/2022	5	0	3	7	17	26	22	20	24	14	17	5	13	3	6	6	7	9	6	3	4	4	11	3	235
14/07/2022	4	0	5	5	21	27	28	11	16	21	25	13	17	16	4	8	10	6	2	3	5	5	7	4	263
15/07/2022	2	2	1	2	13	23	20	26	19	16	26	28	21	10	4	7	7	5	5	1	4	6	6	1	255
16/07/2022	1	0	2	1	4	19	10	11	11	12	13	4	4	3	0	0	0	0	0	0	0	0	0	0	95
18/07/2022	0	0	0	0	11	27	28	5	13	11	17	20	8	21	7	6	11	7	7	7	6	6	7	7	232
19/07/2022	2	0	4	7	20	24	18	15	20	15	23	23	13	10	8	5	13	4	5	1	7	4	8	7	256
20/07/2022	4	1	2	7	12	23	28	12	17	15	19	18	14	6	6	3	6	10	2	2	4	3	0	3	217
21/07/2022	0	0	0	1	11	22	23	8	11	19	13	14	13	5	3	2	7	6	5	1	5	4	3	3	179
22/07/2022	0	1	1	3	12	17	10	18	12	18	11	9	8	6	1	11	4	7	4	3	1	4	1	0	162
23/07/2022	0	0	0	1	1	21	6	6	10	13	3	1	0	0	0	1	0	0	0	0	0	0	0	0	63
25/07/2022	0	0	0	0	0	20	24	12	12	13	16	18	10	12	12	10	6	12	3	5	5	5	7	4	206
26/07/2022	2	4	2	4	12	27	29	13	21	13	24	20	13	14	7	6	10	7	5	7	5	11	10	3	269
27/07/2022	3	1	1	4	15	25	28	25	19	15	33	24	17	24	13	12	10	7	1	5	6	9	14	7	318
28/07/2022	2	1	3	1	18	27	36	12	15	20	30	28	16	30	18	8	8	18	3	7	6	17	10	8	342
29/07/2022	2	1	2	4	22	27	36	16	27	22	29	33	15	22	20	6	13	3	4	9	9	8	19	7	356

Ticket Date	Hours (24-hr time)																								No dlvs
	0 to 1	1 to 2	2 to 3	3 to 4	4 to 5	5 to 6	6 to 7	7 to 8	8 to 9	9 to 10	10 to 11	11 to 12	12 to 13	13 to 14	14 to 15	15 to 16	16 to 17	17 to 18	18 to 19	19 to 20	20 to 21	21 to 22	22 to 23	23 to 24	
30/07/2022	2	0	4	1	2	25	26	6	5	12	11	3	5	2	0	0	0	0	0	0	0	0	4	2	110
1/08/2022	0	0	0	0	11	27	38	15	17	24	28	22	15	18	21	13	9	10	3	5	9	9	8	2	304
2/08/2022	1	0	0	0	17	27	32	10	22	20	33	22	12	21	11	9	6	11	10	4	5	9	12	8	302
3/08/2022	3	3	1	5	19	27	38	12	22	22	39	37	24	25	13	12	14	6	6	1	4	12	9	6	360
4/08/2022	2	0	3	2	23	25	31	14	21	28	34	26	15	15	10	10	10	9	3	3	6	3	17	3	313
5/08/2022	2	1	1	1	20	27	24	21	19	18	36	21	18	11	16	4	13	5	6	4	3	8	7	8	294
6/08/2022	2	0	1	2	3	23	15	10	8	10	14	6	3	4	0	0	0	0	0	0	0	0	4	1	106
8/08/2022	0	0	0	0	10	24	32	19	15	20	28	23	20	18	7	7	13	8	7	4	4	6	10	4	279
9/08/2022	3	3	3	4	23	27	35	16	25	25	29	22	18	12	8	10	11	8	5	7	9	10	7	9	329
10/08/2022	5	0	4	4	22	27	21	12	16	19	27	27	13	7	12	8	7	12	4	8	11	2	8	7	283
11/08/2022	6	2	0	3	23	27	24	12	18	17	35	29	20	10	15	17	11	9	6	6	1	9	9	8	317
12/08/2022	3	0	1	5	21	27	18	14	18	24	26	19	14	13	11	2	7	7	6	0	5	3	12	7	263
13/08/2022	3	1	2	1	7	23	23	11	18	15	17	5	6	0	0	0	0	0	0	0	0	0	0	1	133
15/08/2022	0	0	0	0	4	27	38	12	16	17	30	27	10	21	15	10	10	5	10	0	4	8	6	8	278
16/08/2022	2	0	0	4	19	26	29	17	16	18	32	30	22	22	9	13	9	8	8	6	4	8	11	17	330
17/08/2022	5	1	0	6	21	27	35	10	16	23	28	26	20	19	14	12	12	7	10	6	4	10	13	10	335
18/08/2022	7	0	3	3	19	27	25	10	14	17	29	25	11	23	20	7	7	5	10	3	7	9	8	11	300
19/08/2022	2	0	3	6	23	27	31	10	13	25	32	18	18	14	16	4	6	5	7	3	5	6	8	10	292
20/08/2022	1	5	0	4	2	13	23	20	11	6	9	2	3	1	0	0	0	0	0	0	0	1	0	0	101
22/08/2022	0	0	0	0	8	27	38	21	19	10	18	27	17	23	10	6	6	10	3	4	6	4	13	6	276
23/08/2022	2	2	2	1	9	27	30	21	15	8	18	16	12	5	6	3	8	8	4	7	4	4	8	10	230
24/08/2022	1	0	1	5	19	19	12	16	15	17	25	11	15	7	4	7	10	9	0	6	4	6	4	4	217
25/08/2022	4	0	3	5	21	26	31	10	16	19	28	28	13	20	13	7	11	7	4	5	2	7	12	8	300
26/08/2022	3	0	6	5	22	27	29	15	21	22	29	17	14	9	9	2	8	7	2	2	6	5	7	5	272
27/08/2022	5	0	1	0	1	20	5	11	5	6	9	2	0	1	0	0	0	0	0	0	0	0	0	0	66
29/08/2022	0	0	0	0	13	26	28	11	14	18	23	14	13	14	5	5	11	6	10	4	6	12	6	7	246
30/08/2022	0	0	1	3	17	27	20	16	15	21	35	14	19	28	20	8	9	10	4	5	7	7	10	7	303
31/08/2022	6	3	3	1	18	19	10	12	20	13	15	20	20	17	17	6	11	7	3	2	7	7	10	9	256
1/09/2022	0	1	2	4	18	17	22	19	15	19	15	19	17	12	12	5	10	6	4	5	6	6	9	8	251
2/09/2022	2	2	3	0	19	26	17	8	16	25	18	13	13	11	6	5	5	9	1	3	4	7	8	5	226
3/09/2022	2	0	0	1	0	14	13	2	3	3	7	1	0	0	0	0	0	0	0	0	0	0	0	0	46
5/09/2022	0	0	0	0	2	27	31	22	16	20	28	21	9	18	6	4	4	11	5	8	10	3	4	4	253
6/09/2022	5	2	3	4	18	27	21	19	19	14	31	21	16	8	5	7	3	13	10	5	2	5	7	7	272
7/09/2022	5	3	2	3	7	27	36	19	12	18	29	31	15	14	7	8	5	9	7	3	4	9	7	5	285
8/09/2022	5	0	2	4	23	27	25	20	17	17	32	20	19	19	6	4	10	6	5	5	4	9	11	5	295

Ticket Date	Hours (24-hr time)																								No dlvs
	0 to 1	1 to 2	2 to 3	3 to 4	4 to 5	5 to 6	6 to 7	7 to 8	8 to 9	9 to 10	10 to 11	11 to 12	12 to 13	13 to 14	14 to 15	15 to 16	16 to 17	17 to 18	18 to 19	19 to 20	20 to 21	21 to 22	22 to 23	23 to 24	
9/09/2022	1	2	0	4	14	27	13	12	8	19	18	18	4	1	3	4	5	10	1	6	3	2	5	5	185
10/09/2022	1	0	0	0	2	9	7	6	4	6	5	1	1	0	1	0	0	0	0	0	0	0	0	0	43
12/09/2022	0	0	0	0	8	27	19	8	7	16	23	16	8	11	10	3	9	11	1	5	6	13	13	6	220
13/09/2022	2	2	4	2	16	26	25	14	10	18	28	17	20	17	3	5	6	5	9	4	5	5	9	5	257
14/09/2022	6	0	3	2	18	25	20	18	9	20	19	32	15	24	11	5	8	8	6	0	5	7	15	7	283
15/09/2022	10	2	0	3	22	27	17	15	19	17	17	18	16	12	4	2	5	6	2	1	5	2	1	6	229
16/09/2022	3	1	1	6	16	27	25	20	15	13	20	21	8	10	2	5	3	9	1	1	7	4	8	1	227
17/09/2022	2	1	0	0	0	21	9	7	10	12	8	1	0	1	0	0	0	0	0	0	0	0	1	0	73
19/09/2022	0	0	0	0	3	21	35	17	19	18	25	33	17	16	8	7	9	9	9	4	7	5	7	11	280
20/09/2022	3	0	2	5	21	27	21	13	16	13	22	25	29	13	12	7	5	13	4	5	8	4	19	3	290
21/09/2022	6	1	4	4	16	27	25	20	11	19	26	21	21	15	7	2	6	6	1	2	1	7	3	3	254
23/09/2022	0	0	0	0	12	27	17	5	11	11	28	11	4	10	3	2	6	6	2	3	0	4	3	6	171
24/09/2022	4	1	0	0	0	18	9	12	6	3	3	1	0	0	0	0	0	0	0	0	0	0	0	1	58
26/09/2022	0	0	0	0	8	27	27	11	16	17	28	17	16	15	15	5	7	14	4	7	4	5	11	7	261
27/09/2022	3	4	0	2	20	26	17	15	13	16	22	10	10	7	7	9	4	9	2	1	3	4	5	9	218
28/09/2022	2	2	1	4	16	24	11	18	11	11	22	23	7	12	1	5	10	8	2	5	7	7	7	4	220
29/09/2022	1	0	2	3	11	21	14	7	12	7	11	12	11	6	1	2	7	5	2	4	3	4	6	3	155
30/09/2022	6	1	1	2	9	15	13	16	10	10	17	10	5	5	4	1	8	5	2	0	2	5	5	3	155