

Product Transport Monitoring

Bass Point Quarry

Q2 2022

Report Author: Chelsea Flood

Date issued: 15/08/2022



Colin F. Douch © 2019

Contents

1. Introduction.....	2
2. Laden truck movements.....	3
2.1. Hourly laden truck dispatch.....	3
2.2. Daily laden truck dispatch	4
2.3. Weekly laden truck dispatch	4
2.4. Monthly laden truck dispatch	4
2.5. Annual laden truck dispatch	5
3. Regional destination of quarry products.....	6
Appendix A	7

1. Introduction

This document has been prepared by Hanson Construction Materials Pty Ltd (Hanson) to fulfil the reporting requirements stipulated in *Schedule 3, Condition 31* of Project Approval MP 08_0143 (the Approval). A summary table of how Hanson meet the requirements of *Schedule 3, Condition 31* is provided below as **Table 1**.

Table 1: Summary table of how Hanson meet the requirements of *Schedule 3, Condition 31* of the Approval.

Schedule 3, Condition 31	Section in document
Monitoring of Product Transport	
31. The Proponent must:	
(a) keep accurate records of:	
<ul style="list-style-type: none"> • the amount of quarry products transported from the site (monthly and annually); 	Section 3
<ul style="list-style-type: none"> • the regional destination of quarry products transported from the site; and 	Section 3
<ul style="list-style-type: none"> • all laden truck movements (ie dispatch of trucks carrying quarry products or concrete) from the site (hourly, daily, weekly, monthly and annually); and 	Section 2
(b) publish these records on its website on a quarterly basis.	Noted

Attention should also be drawn to other conditions in the Approval relevant to product transport, specifically *Schedule 2, Condition 7* and *Schedule 2, Condition 8*, which stipulate limits for annual volume of products transported and the numbers of laden trucks dispatched, respectively.

Extractive Material Transport

7. The Proponent must not permit to be transported from the site:
- (a) more than 4 million tonnes of quarry products in any calendar year; or
 - (b) more than 3 million tonnes of quarry products by road in any calendar year.

Transport of Products

8. The Proponent must limit the dispatch of trucks carrying quarry products or concrete from the site to the levels shown in Table 1.

Table 1: Laden Truck Dispatch Hours

Period	Maximum Laden Truck Dispatch
7 am – 10 pm	40 in any hour
10 pm – 7 am	23 in any hour
5 am – 6 am (Monday to Friday only and excluding Public Holidays)	27
6 am – 7 am (Monday to Friday only and excluding Public Holidays)	38
24-hour calendar day	500

2. Laden truck movements

Schedule 3, Condition 31 requires Hanson to publish records of laden truck movements from the site on an hourly, daily, weekly, monthly, and annual basis (see **Section 1**). The complete laden truck dispatch report is included as **Appendix A**. The compliance status of laden truck movements for the second quarter of 2022 (i.e. 01/04/2022 to 30/06/2022 inclusive) is discussed in **Section 2.1**, **Section 2.2**, **Section 2.3**, **Section 2.4**, and **Section 2.5**.

2.1. Hourly laden truck dispatch

There were no non-compliances with the hourly laden truck dispatch limits (*Schedule 2, Condition 8*) during the second quarter of 2022. There were ten instances where shortcomings in the reporting software yielded apparent non-compliances, but investigation indicated that Hanson was indeed compliant with hourly laden truck dispatch limits:

- **05:00 to 06:00 on 30/04/2022:** there was one instance of an internal load, whereby the laden truck was not dispatched from site. The report indicated that 24 laden trucks were dispatched, an exceedance of the hourly limit of 23 laden trucks. Exclusion of the internal load yields a total of 23 laden trucks dispatched, which is compliant with the prevailing hourly laden truck dispatch limit.
- **05:00 to 06:00 on 16/05/2022:** there was one instance of an internal load, whereby the laden truck was not dispatched from site. The report indicated that 28 laden trucks were dispatched, an exceedance of the hourly limit of 27 laden trucks. Exclusion of the internal load yields a total of 27 laden trucks dispatched, which is compliant with the prevailing hourly laden truck dispatch limit.
- **05:00 to 06:00 on 20/05/2022:** there was one instance of an internal load, whereby the laden truck was not dispatched from site. The report indicated that 28 laden trucks were dispatched, an exceedance of the hourly limit of 27 laden trucks. Exclusion of the internal load yields a total of 27 laden trucks dispatched, which is compliant with the prevailing hourly laden truck dispatch limit.
- **05:00 to 06:00 on 30/05/2022:** there was one instance of an internal load, whereby the laden truck was not dispatched from site. The report indicated that 28 laden trucks were dispatched, an exceedance of the hourly limit of 27 laden trucks. Exclusion of the internal load yields a total of 27 laden trucks dispatched, which is compliant with the prevailing hourly laden truck dispatch limit.
- **05:00 to 06:00 on 03/06/2022:** there was one instance of an internal load, whereby the laden truck was not dispatched from site. The report indicated that 28 laden trucks were dispatched, an exceedance of the hourly limit of 27 laden trucks. Exclusion of the internal load yields a total of 27 laden trucks dispatched, which is compliant with the prevailing hourly laden truck dispatch limit.
- **05:00 to 06:00 on 15/06/2022:** there was one instance of an internal load, whereby the laden truck was not dispatched from site. The report indicated that 28 laden trucks were dispatched, an exceedance of the hourly limit of 27 laden trucks. Exclusion of the internal load yields a total of 27 laden trucks dispatched, which is compliant with the prevailing hourly laden truck dispatch limit.
- **05:00 to 06:00 on 18/06/2022:** there was one instance of an internal load, whereby the laden truck was not dispatched from site. The report indicated that 24 laden trucks were dispatched, an exceedance of the hourly limit of 23 laden trucks. Exclusion of the internal load yields a total of 23 laden trucks dispatched, which is compliant with the prevailing hourly laden truck dispatch limit.
- **06:00 to 07:00 on 25/06/2022:** there was one instance of an internal load, whereby the laden truck was not dispatched from site. The report indicated that 24 laden trucks were dispatched, an

exceedance of the hourly limit of 23 laden trucks. Exclusion of the internal load yields a total of 23 laden trucks dispatched, which is compliant with the prevailing hourly laden truck dispatch limit.

- 05:00 to 06:00 on 29/06/2022:** there was one instance of a ‘split load’, whereby one vehicle is ticketed twice at the weighbridge, typically because the vehicle was carrying different products in each trailer. The report indicated that 28 laden trucks were dispatched, an exceedance of the hourly limit of 27 laden trucks. Exclusion of the split load yields a total of 27 laden trucks dispatched, which is compliant with the prevailing hourly laden truck dispatch limit.
- 10:00 to 11:00 on 30/06/2022:** there were two instances of an internal load, whereby the laden truck was not dispatched from site. The report indicated the 42 laden trucks were dispatched, an exceedance of the hourly limit of 40 laden trucks. Exclusion of the two internal loads yields a total of 40 laden trucks, which is compliant with the prevailing hourly laden truck dispatch limit.

See **Appendix A** for the complete laden truck dispatch report.

2.2. Daily laden truck dispatch

There were no non-compliances with the daily laden truck limit (*Schedule 2, Condition 8*) during the second quarter of 2022. See **Appendix A** for the complete laden truck dispatch report.

2.3. Weekly laden truck dispatch

A weekly summary of laden truck dispatch is provided as **Table 2**. There is no applicable limit for weekly laden truck dispatch (*Schedule 2, Condition 8*), so compliance status is not applicable. See **Appendix A** for the complete laden truck dispatch report.

Table 2: Laden truck dispatch by week during the second quarter of 2022, noting that each week is from Monday to Sunday. Week 27 to be included in the report for the third quarter of 2022.

Week	Laden truck dispatch (count)
14	775
15	1,045
16	1,114
17	1,126
18	1,024
19	1,557
20	1,178
21	1,680
22	1,351
23	1,612
24	1,469
25	1,251
26	1,681

2.4. Monthly laden truck dispatch

A monthly summary of laden truck dispatch is provided as **Table 3**. There is no applicable limit for monthly laden truck dispatch (*Schedule 2, Condition 8*), so compliance status is not applicable. See **Appendix A** for the complete laden truck dispatch report.

Table 3: Laden truck dispatch by month during the second quarter of 2022.

Month	Laden truck dispatch (count)
April	4,541
May	6,320
Kune	6,785

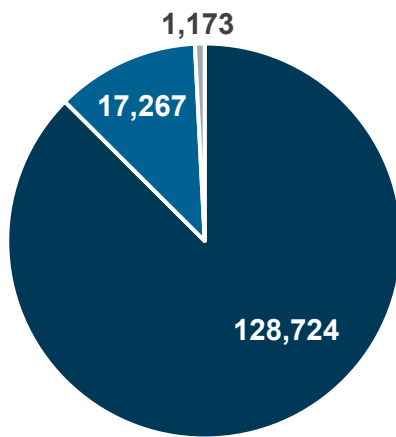
2.5. Annual laden truck dispatch

There is no applicable limit for annual laden truck dispatch (*Schedule 2, Condition 8*), so compliance status is not applicable. See **Appendix A** for the complete laden truck dispatch report for the second quarter of 2022. The annual laden truck dispatch will be provided in the report for the fourth quarter of 2022.

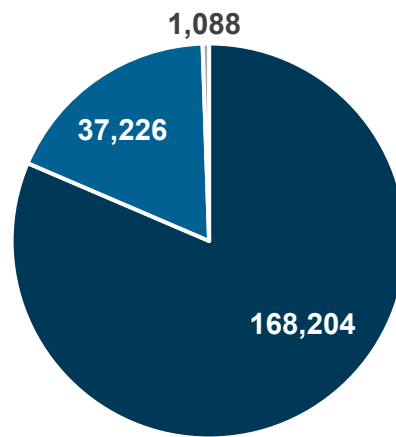
3. Regional destination of quarry products

Schedule 3, Condition 31 requires Hanson to publish records of the monthly and annual volume of quarry products transported from the site, as well as the regional destination (see Section 1). To meet this requirement, customer delivery records were classified under the Local Land Services regions. Monthly volumes of quarry products transported from site to different regional destinations have been visually represented below (Figure 1(a), Figure 1(b), and Figure 1(c)). An annual summary of regional destination volumes (compared to Schedule 2, Condition 7) will be available in the report for the fourth quarter of 2022.

(a)



(b)



(c)

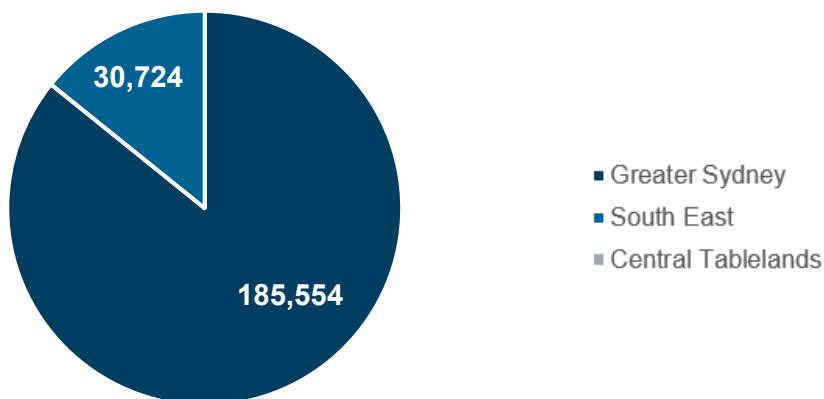


Figure 1: Volume of quarry products (tonnes) transported to different regional destinations for the months of (a) April 2022 [total 147,164 t]; (b) May 2022 [total 206,518 t]; and (c) June 2022 [total 216,277 t].

Appendix A

Table A 1: Hourly and daily truck dispatch report for the second quarter of 2022 (i.e. 01/04/2022 to 30/06/2022 inclusive). Deliveries has been abbreviated to dlvs. Dates on which there were no trucks dispatched have been omitted from the report. Exceedances are shaded orange. Data that has been amended (e.g. due to split loads) are shaded yellow.

Ticket Date	Hours (24-hr time)																								No dlvs
	0 to 1	1 to 2	2 to 3	3 to 4	4 to 5	5 to 6	6 to 7	7 to 8	8 to 9	9 to 10	10 to 11	11 to 12	12 to 13	13 to 14	14 to 15	15 to 16	16 to 17	17 to 18	18 to 19	19 to 20	20 to 21	21 to 22	22 to 23	23 to 24	
1/4/2022	2	0	0	3	13	13	9	3	8	13	16	10	7	6	3	1	4	10	9	7	5	6	7	3	158
2/04/2022	1	0	0	0	3	15	9	8	5	12	6	5	0	0	0	0	0	0	0	0	0	0	4	4	72
3/04/2022	0	0	0	0	0	0	0	0	0	0	0	0	2	0	0	0	0	0	0	0	0	0	0	0	2
4/04/2022	2	0	0	0	9	20	26	17	14	16	21	29	15	16	9	11	11	8	8	6	9	11	7	3	268
5/04/2022	10	2	2	4	14	21	33	17	17	22	22	32	22	15	10	11	9	5	5	5	6	4	12	5	305
6/04/2022	4	1	0	5	14	23	18	12	14	16	24	18	13	8	4	6	8	8	4	4	11	3	10	3	231
7/04/2022	3	0	0	2	8	18	4	9	6	3	2	2	0	5	3	0	4	4	1	0	1	0	6	2	83
8/04/2022	0	0	1	0	4	13	9	4	4	11	14	9	2	4	1	1	5	4	3	0	6	3	5	1	104
9/04/2022	0	0	1	0	1	14	6	9	8	9	6	0	0	0	0	0	0	0	0	0	0	0	0	0	54
11/04/2022	0	0	0	0	5	26	34	15	10	15	27	37	26	15	14	7	14	7	6	1	6	4	9	3	281
12/04/2022	5	1	1	3	15	21	24	20	14	12	28	28	17	16	7	13	11	7	8	6	10	6	11	4	288
13/04/2022	6	0	1	7	8	20	23	30	17	19	30	34	23	17	13	9	11	14	11	7	9	7	9	7	332
14/04/2022	4	1	2	5	15	22	19	12	8	15	28	29	8	10	12	0	8	6	1	0	1	3	1	3	213
19/04/2022	0	0	0	0	7	23	26	12	13	9	24	28	18	14	13	7	10	9	2	5	3	4	3	2	232
20/04/2022	1	2	4	3	10	13	27	17	13	15	14	19	9	12	14	4	8	11	5	6	6	5	2	2	222
21/04/2022	2	0	2	5	17	25	17	13	8	16	26	7	15	14	15	6	10	10	9	4	4	10	6	6	247
22/04/2022	5	1	2	5	17	27	26	14	16	15	31	29	21	29	16	8	7	4	6	3	4	7	4	0	297
23/04/2022	4	3	0	0	3	23	23	12	13	12	23	4	2	0	0	1	0	0	0	0	0	0	2	3	128
26/04/2022	0	0	0	0	8	22	26	31	6	11	29	32	21	14	12	5	8	5	2	7	1	5	2	2	249
27/04/2022	1	0	2	3	13	19	29	16	15	16	30	15	12	13	6	5	3	7	3	10	4	4	4	5	235
28/04/2022	6	1	2	3	15	20	18	15	10	8	13	16	15	5	7	6	8	6	4	3	3	8	3	6	201
29/04/2022	1	2	2	4	15	20	24	10	13	13	23	16	15	18	6	6	12	8	6	3	4	8	11	3	243
30/04/2022	2	2	6	0	1	23	13	6	9	13	15	2	0	0	0	0	0	0	0	0	0	4	0	0	96
2/05/2022	0	0	0	0	6	25	19	17	12	16	29	38	22	23	13	5	9	7	10	6	6	5	4	4	276
3/05/2022	5	0	2	3	20	27	17	8	8	21	27	19	19	15	16	5	11	4	14	6	7	7	11	5	277

Ticket Date	Hours (24-hr time)																								No dlvs
	0 to 1	1 to 2	2 to 3	3 to 4	4 to 5	5 to 6	6 to 7	7 to 8	8 to 9	9 to 10	10 to 11	11 to 12	12 to 13	13 to 14	14 to 15	15 to 16	16 to 17	17 to 18	18 to 19	19 to 20	20 to 21	21 to 22	22 to 23	23 to 24	
4/05/2022	2	1	4	5	20	24	25	17	15	23	25	27	27	27	6	9	7	6	5	7	5	5	12	7	311
5/05/2022	3	0	2	4	22	25	26	14	12	18	17	20	14	18	11	5	7	4	7	6	10	4	9	2	260
6/05/2022	5	1	3	3	20	27	27	15	10	21	24	27	16	20	13	6	4	9	5	2	2	9	4	9	282
7/05/2022	3	1	2	1	10	21	21	16	18	20	28	5	0	0	0	0	0	0	0	0	0	0	3	0	149
8/05/2022	0	0	0	0	0	0	0	0	0	0	2	0	0	0	0	0	0	0	0	0	0	0	0	0	2
9/05/2022	0	0	0	0	8	27	29	27	16	16	30	28	17	20	16	4	14	4	6	6	5	7	11	1	292
10/05/2022	2	0	1	2	14	26	21	11	12	16	21	24	12	9	8	7	6	10	4	7	6	5	10	5	239
11/05/2022	4	1	1	3	20	23	19	11	15	21	26	21	14	8	10	3	6	4	8	4	3	3	6	3	237
12/05/2022	1	0	0	3	10	26	20	12	8	15	20	12	5	1	4	1	5	4	5	2	7	6	7	9	183
13/05/2022	1	0	0	1	10	15	12	9	8	10	10	8	7	9	8	7	4	7	0	2	5	4	7	0	144
14/05/2022	0	0	0	0	5	23	16	7	14	9	3	2	0	0	0	0	0	0	0	0	0	0	1	0	80
15/05/2022	0	0	0	0	0	0	0	0	0	0	0	3	0	0	0	0	0	0	0	0	0	0	0	0	3
16/05/2022	0	0	0	0	10	27	30	18	24	27	31	34	21	21	21	6	15	10	3	7	7	8	6	3	329
17/05/2022	6	0	1	3	7	26	31	10	20	22	31	22	36	27	17	14	13	12	8	6	5	10	3	7	337
18/05/2022	0	3	3	3	15	26	25	9	15	18	30	16	23	22	14	8	11	9	4	5	8	6	6	7	286
19/05/2022	5	1	4	4	22	27	24	19	23	19	32	26	17	23	23	19	10	9	5	9	6	5	14	3	349
20/05/2022	6	1	3	3	20	27	23	17	13	17	25	16	20	23	17	13	8	6	7	0	5	2	7	6	285
21/05/2022	3	1	0	2	6	20	12	10	8	13	10	4	0	0	0	0	0	0	0	0	0	0	0	2	91
22/05/2022	0	0	0	0	3	0	0	0	0	0	0	0	0	0	0	0	0	0	0	0	0	0	0	0	3
23/05/2022	0	0	0	0	2	25	10	16	17	15	21	9	16	19	10	8	10	7	6	4	7	6	11	4	223
24/05/2022	0	0	1	2	17	14	18	17	15	11	18	16	11	12	14	9	6	9	9	8	4	7	7	5	230
25/05/2022	2	0	1	4	22	20	19	12	13	22	30	15	13	17	9	10	5	7	7	4	2	5	11	1	251
26/05/2022	4	0	0	4	21	18	11	10	19	21	27	15	14	13	8	9	9	5	6	3	4	6	7	5	239
27/05/2022	3	0	0	3	16	24	22	10	14	17	19	20	10	14	12	9	10	10	6	2	7	4	9	4	245
28/05/2022	3	0	2	3	8	23	23	16	20	14	15	6	10	10	8	0	0	0	0	0	0	0	2	0	163
30/05/2022	0	0	0	0	6	27	34	24	13	17	25	24	17	22	14	11	11	7	7	4	9	3	7	2	284
31/05/2022	3	1	0	4	21	24	18	15	23	16	21	17	21	26	15	5	4	7	4	3	6	3	11	2	270
1/06/2022	2	0	1	8	21	26	22	14	13	16	22	28	22	15	11	9	7	2	6	3	5	3	7	3	266
2/06/2022	2	0	2	6	23	27	23	13	25	15	29	21	23	14	12	6	11	9	5	3	9	4	12	4	298
3/06/2022	1	0	1	2	21	27	28	27	24	29	33	23	32	33	12	4	9	9	4	3	3	7	4	5	341
4/06/2022	4	0	2	3	10	23	22	15	17	23	23	5	3	0	0	0	1	0	1	0	0	0	1	0	153
6/06/2022	0	0	0	0	10	27	29	16	18	20	27	21	13	23	14	9	11	4	3	3	8	9	5	4	274
7/06/2022	6	0	2	2	23	27	26	15	17	25	31	27	29	28	15	13	16	5	4	2	4	7	11	5	340
8/06/2022	6	1	2	4	16	27	17	18	16	20	30	20	19	18	17	9	13	5	4	3	6	5	6	3	285
9/06/2022	4	0	1	6	15	27	23	10	17	10	23	16	14	20	17	13	10	8	6	6	8	5	9	5	273

Ticket Date	Hours (24-hr time)																								No dlvs
	0 to 1	1 to 2	2 to 3	3 to 4	4 to 5	5 to 6	6 to 7	7 to 8	8 to 9	9 to 10	10 to 11	11 to 12	12 to 13	13 to 14	14 to 15	15 to 16	16 to 17	17 to 18	18 to 19	19 to 20	20 to 21	21 to 22	22 to 23	23 to 24	
10/06/2022	3	0	0	3	14	25	14	13	13	18	24	24	10	17	11	10	8	1	1	7	4	4	4	3	231
11/06/2022	1	0	0	1	2	23	6	4	7	8	9	2	1	2	0	0	0	0	0	0	0	0	0	0	66
13/06/2022	0	0	0	0	0	0	0	0	0	0	10	0	0	1	0	0	0	0	0	0	0	0	0	0	11
14/06/2022	0	0	0	0	9	23	29	19	18	17	25	24	17	19	9	5	8	9	7	3	1	5	11	1	259
15/06/2022	1	0	2	0	9	27	30	14	26	22	25	22	14	15	10	8	10	8	4	3	5	10	5	2	272
16/06/2022	3	0	2	3	19	25	14	18	15	25	24	14	15	21	14	10	11	10	5	3	5	6	8	4	274
17/06/2022	1	0	0	7	19	23	21	16	16	22	29	28	19	20	17	17	7	6	6	2	1	7	4	5	293
18/06/2022	3	0	0	4	10	23	22	16	17	9	11	3	4	4	0	0	0	0	0	0	0	0	0	2	128
19/06/2022	0	0	0	0	7	7	0	0	0	0	0	0	0	0	0	0	0	0	0	0	0	0	0	0	14
20/06/2022	0	0	0	0	5	27	38	13	10	18	26	21	20	24	18	11	8	15	2	2	4	12	3	2	279
21/06/2022	6	1	2	6	18	27	19	12	24	14	29	26	28	25	17	12	14	9	1	4	6	7	4	5	316
22/06/2022	4	0	2	9	20	27	23	17	19	21	32	29	13	24	13	9	10	9	1	3	5	5	7	4	306
23/06/2022	4	0	1	4	19	26	36	23	21	25	25	33	22	19	14	8	18	7	2	3	5	8	8	6	337
24/06/2022	2	0	3	4	22	24	20	19	19	24	36	30	12	27	12	13	9	8	0	5	3	3	9	5	309
25/06/2022	2	0	1	6	8	23	23	9	7	10	17	5	6	0	0	0	0	0	0	0	0	0	3	0	120
26/06/2022	0	0	0	0	0	0	7	0	0	1	3	3	0	0	0	0	0	0	0	0	0	0	0	0	14
27/06/2022	0	0	0	0	10	26	33	13	30	23	29	40	21	15	8	9	10	11	5	9	9	7	5	5	318
28/06/2022	5	3	2	4	23	27	31	15	29	21	31	29	10	24	9	16	12	8	2	7	2	7	9	5	331
29/06/2022	5	0	1	0	22	27	36	16	21	21	30	26	16	24	19	14	11	7	5	6	9	3	5	2	326
30/06/2022	4	3	1	4	23	27	28	19	12	21	40	24	18	23	21	18	16	9	5	3	8	8	10	6	351