

Product Transport Monitoring

Bass Point Quarry

Q1 2022

Report Author: Chelsea Flood

Date issued: 15/08/2022



Colin F. Douch © 2019

Contents

1. Introduction.....	2
2. Laden truck movements.....	3
2.1. Hourly laden truck dispatch.....	3
2.2. Daily laden truck dispatch	3
2.3. Weekly laden truck dispatch	4
2.4. Monthly laden truck dispatch	4
2.5. Annual laden truck dispatch.....	4
3. Regional destination of quarry products.....	5
Appendix A	6

1. Introduction

This document has been prepared by Hanson Construction Materials Pty Ltd (Hanson) to fulfil the reporting requirements stipulated in *Schedule 3, Condition 31* of Project Approval MP 08_0143 (the Approval). A summary table of how Hanson meet the requirements of *Schedule 3, Condition 31* is provided below as **Table 1**.

Table 1: Summary table of how Hanson meet the requirements of *Schedule 3, Condition 31* of the Approval.

Schedule 3, Condition 31	Section in document
Monitoring of Product Transport	
31. The Proponent must:	
(a) keep accurate records of:	
<ul style="list-style-type: none"> • the amount of quarry products transported from the site (monthly and annually); 	Section 3
<ul style="list-style-type: none"> • the regional destination of quarry products transported from the site; and 	Section 3
<ul style="list-style-type: none"> • all laden truck movements (ie dispatch of trucks carrying quarry products or concrete) from the site (hourly, daily, weekly, monthly and annually); and 	Section 2
(b) publish these records on its website on a quarterly basis.	Noted

Attention should also be drawn to other conditions in the Approval relevant to product transport, specifically *Schedule 2, Condition 7* and *Schedule 2, Condition 8*, which stipulate limits for annual volume of products transported and the numbers of laden trucks dispatched, respectively.

Extractive Material Transport

7. The Proponent must not permit to be transported from the site:
- (a) more than 4 million tonnes of quarry products in any calendar year; or
 - (b) more than 3 million tonnes of quarry products by road in any calendar year.

Transport of Products

8. The Proponent must limit the dispatch of trucks carrying quarry products or concrete from the site to the levels shown in Table 1.

Table 1: Laden Truck Dispatch Hours

Period	Maximum Laden Truck Dispatch
7 am – 10 pm	40 in any hour
10 pm – 7 am	23 in any hour
5 am – 6 am (Monday to Friday only and excluding Public Holidays)	27
6 am – 7 am (Monday to Friday only and excluding Public Holidays)	38
24-hour calendar day	500

2. Laden truck movements

Schedule 3, Condition 31 requires Hanson to publish records of laden truck movements from the site on an hourly, daily, weekly, monthly, and annual basis (see **Section 1**). The complete laden truck dispatch report is included as **Appendix A**. The compliance status of laden truck movements for the first quarter of 2022 (i.e. 01/01/2022 to 31/03/2022 inclusive) is discussed in **Section 2.1**, **Section 2.2**, **Section 2.3**, **Section 2.4**, and **Section 2.5**.

2.1. Hourly laden truck dispatch

There were no non-compliances with the hourly laden truck dispatch limits (*Schedule 2, Condition 8*) during the first quarter of 2022. There were five instances where shortcomings in the reporting software yielded apparent non-compliances, but investigation indicated that Hanson was indeed compliant with hourly laden truck dispatch limits:

- **05:00 to 06:00 on 15/01/2022:** there was one instance where a truck was ‘pre-loaded’ and ticketed but did not leave the site during that time period. The report indicated that a total of 24 laden trucks were dispatched, an exceedance of the hourly limit of 23 laden trucks. Exclusion of the pre-loaded truck yields a total of 23 laden trucks dispatched, which is compliant with the prevailing hourly laden truck dispatch limit.
- **06:00 to 07:00 on 22/01/2022:** there was one instance of an internal load, whereby the laden truck was not dispatched from site. The report indicated that 24 laden trucks were dispatched, an exceedance of the hourly limit of 23 laden trucks. Exclusion of the internal load yields a total of 23 laden trucks dispatched, which is compliant with the prevailing hourly laden truck dispatch limit.
- **07:00 to 08:00 on 31/01/2022:** there was one instance of a ‘split load’, whereby one vehicle is ticketed twice at the weighbridge, typically because the vehicle was carrying different products in each trailer. There was one instance of an internal load, whereby the laden truck was not dispatched from site. The report indicated that 41 laden trucks were dispatched, an exceedance of the hourly limit of 40 laden trucks. Exclusion of the split load and internal load yields a total of 39 laden trucks dispatched, which is compliant with the prevailing hourly laden truck dispatch limit.
- **05:00 to 06:00 on 16/02/2022:** there were two instances of an internal load, whereby the laden truck was not dispatched from site. The report indicated the 29 laden trucks were dispatched, an exceedance of the hourly limit of 27 laden trucks. Exclusion of the two internal loads yields a total of 27 laden trucks, which is compliant with the prevailing hourly laden truck dispatch limit.
- **05:00 to 06:00 on 19/03/2022:** there was one instance of an internal load, whereby the laden truck was not dispatched from site. The report indicated that 24 laden trucks were dispatched, an exceedance of the hourly limit of 23 laden trucks. Exclusion of the internal load yields a total of 23 laden trucks dispatched, which is compliant with the prevailing hourly laden truck dispatch limit.

See **Appendix A** for the complete laden truck dispatch report.

2.2. Daily laden truck dispatch

There were no non-compliances with the daily laden truck limit (*Schedule 2, Condition 8*) during the first quarter of 2022. See **Appendix A** for the complete laden truck dispatch report.

2.3. Weekly laden truck dispatch

A weekly summary of laden truck dispatch is provided as **Table 2**. There is no applicable limit for weekly laden truck dispatch (*Schedule 2, Condition 8*), so compliance status is not applicable. See **Appendix A** for the complete laden truck dispatch report.

Table 2: Laden truck dispatch by week during the first quarter of 2022, noting that with the exception of week 1 (which commenced on Saturday 01 January 2022) each week is from Monday to Sunday. Week 14 to be included in the report for the second quarter of 2022.

Week	Laden truck dispatch (count)
1	0
2	230
3	892
4	1,194
5	1,078
6	1,313
7	1,455
8	1,580
9	701
10	385
11	913
12	1,482
13	1,241

2.4. Monthly laden truck dispatch

A monthly summary of laden truck dispatch is provided as **Table 3**. There is no applicable limit for monthly laden truck dispatch (*Schedule 2, Condition 8*), so compliance status is not applicable. See **Appendix A** for the complete laden truck dispatch report.

Table 3: Laden truck dispatch by month during the first quarter of 2022.

Month	Laden truck dispatch (count)
January	3,694
February	4,848
March	4,465

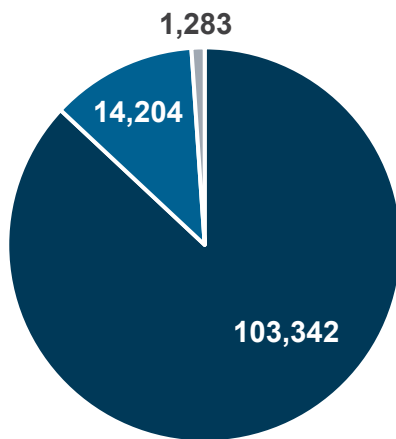
2.5. Annual laden truck dispatch

There is no applicable limit for annual laden truck dispatch (*Schedule 2, Condition 8*), so compliance status is not applicable. See **Appendix A** for the complete laden truck dispatch report for the first quarter of 2022. The annual laden truck dispatch will be provided in the report for the fourth quarter of 2022.

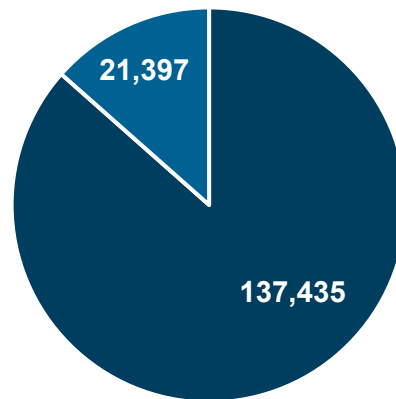
3. Regional destination of quarry products

Schedule 3, Condition 31 requires Hanson to publish records of the monthly and annual volume of quarry products transported from the site, as well as the regional destination (see Section 1). To meet this requirement, customer delivery records were classified under the Local Land Services regions. Monthly volumes of quarry products transported from site to different regional destinations have been visually represented below (Figure 1(a), Figure 1(b), and Figure 1(c)). An annual summary of regional destination volumes (compared to Schedule 2, Condition 7) will be available in the report for the fourth quarter of 2022.

(a)



(b)



(c)

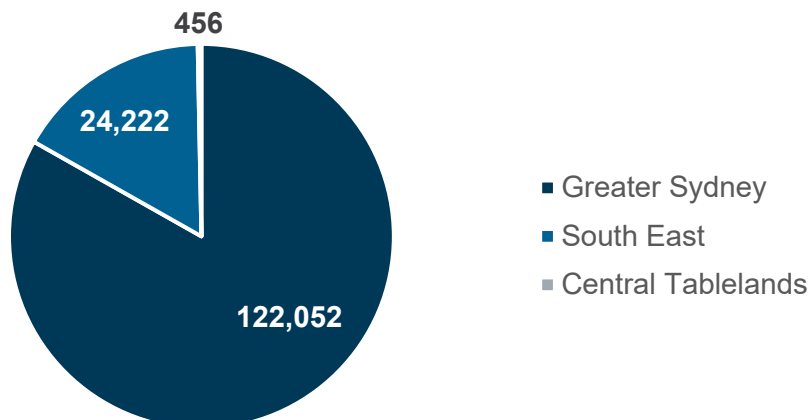


Figure 1: Volume of quarry products (tonnes) transported to different regional destinations for the months of (a) January 2022 [118,829 t total]; (b) February 2022 [158,831 t total]; and (c) March 2022 [146,760 t total].

Appendix A

Table A 1: Hourly and daily truck dispatch report for the first quarter of 2022 (i.e. 01/01/2022 to 31/03/2022 inclusive). Deliveries has been abbreviated to dlvs. Dates on which there were no trucks dispatched have been omitted from the report. Exceedances are shaded orange. Data that has been amended (e.g. due to split loads) are shaded yellow.

Ticket Date	Hours (24-hr time)																								No dlvs
	0 to 1	1 to 2	2 to 3	3 to 4	4 to 5	5 to 6	6 to 7	7 to 8	8 to 9	9 to 10	10 to 11	11 to 12	12 to 13	13 to 14	14 to 15	15 to 16	16 to 17	17 to 18	18 to 19	19 to 20	20 to 21	21 to 22	22 to 23	23 to 24	
04/01/2022	0	0	0	0	0	0	4	20	1	2	4	7	3	0	0	0	0	0	0	0	0	0	0	0	41
05/01/2022	0	0	0	0	0	0	18	6	5	7	6	9	5	1	2	2	0	0	0	0	0	0	0	0	61
06/01/2022	0	0	0	0	0	0	12	5	5	7	5	7	11	4	0	1	0	0	0	0	0	0	0	0	57
07/01/2022	0	0	0	0	0	0	13	9	1	4	12	3	4	3	3	3	0	0	0	0	0	0	0	0	55
8/01/2022	0	0	0	0	0	0	11	2	0	2	0	1	0	0	0	0	0	0	0	0	0	0	0	0	16
10/01/2022	0	0	0	0	4	10	11	4	7	7	10	10	3	8	6	7	5	10	0	4	3	2	2	0	113
11/01/2022	1	0	0	1	12	13	15	10	17	8	27	13	14	8	10	11	4	11	8	2	2	2	3	0	192
12/01/2022	0	0	0	2	14	22	13	9	13	17	14	17	9	10	12	4	6	11	3	1	1	1	1	1	181
13/01/2022	1	0	0	2	13	18	11	8	10	9	13	8	5	4	2	3	7	8	4	0	2	4	4	1	137
14/01/2022	0	1	0	2	14	13	20	8	13	11	17	20	13	11	16	6	6	4	9	5	2	1	7	0	199
15/01/2022	2	0	0	0	3	23	6	4	9	12	6	0	0	3	0	0	0	0	0	0	0	0	2	0	70
17/01/2022	0	0	0	0	5	22	27	17	21	11	23	20	18	14	15	12	12	9	5	1	7	5	0	0	244
18/01/2022	2	1	1	1	15	27	26	10	22	19	35	19	22	13	10	13	8	6	5	1	2	4	2	1	265
19/01/2022	0	0	0	0	10	18	20	20	14	16	30	19	14	14	6	4	2	4	1	1	5	1	1	0	200
20/01/2022	2	0	0	0	17	19	23	10	19	24	20	12	7	5	4	4	5	10	7	2	4	6	2	0	202
21/01/2022	0	0	0	1	13	15	22	19	17	19	20	16	17	11	6	7	5	9	7	3	3	3	8	2	223
22/01/2022	0	0	0	0	4	11	23	10	6	1	5	0	0	0	0	0	0	0	0	0	0	0	0	0	60
24/01/2022	0	0	0	0	6	19	16	17	21	16	19	20	19	13	11	4	12	6	7	1	6	7	8	2	230
25/01/2022	5	1	1	1	16	18	19	9	19	13	17	11	14	15	14	9	9	4	6	6	4	5	6	0	222
26/01/2022	0	0	0	0	0	0	0	0	0	0	0	0	0	0	0	0	0	0	0	0	0	0	1	0	1
27/01/2022	0	0	0	0	11	25	22	7	26	17	24	19	19	15	15	10	6	10	3	2	2	4	2	7	246
28/01/2022	2	2	1	1	10	24	22	9	23	24	28	23	22	20	13	12	10	13	2	9	3	4	4	7	288
29/01/2022	2	0	3	0	2	23	16	7	12	11	11	0	0	0	0	0	0	0	0	0	0	0	0	0	87
30/01/2022	1	0	0	0	0	2	0	0	0	0	0	0	0	0	0	0	0	0	0	0	0	0	1	0	4
31/01/2022	0	0	0	0	4	24	27	39	14	28	27	40	28	15	5	4	13	8	2	4	6	3	5	4	300

Ticket Date	Hours (24-hr time)																								No dlvs
	0 to 1	1 to 2	2 to 3	3 to 4	4 to 5	5 to 6	6 to 7	7 to 8	8 to 9	9 to 10	10 to 11	11 to 12	12 to 13	13 to 14	14 to 15	15 to 16	16 to 17	17 to 18	18 to 19	19 to 20	20 to 21	21 to 22	22 to 23	23 to 24	
01/02/2022	2	2	0	2	19	25	14	15	15	13	15	16	18	15	8	5	8	10	10	7	5	2	6	5	237
02/02/2022	4	3	3	2	18	19	24	11	16	13	21	18	10	9	1	4	8	8	2	5	7	4	4	3	217
03/02/2022	2	0	0	0	11	19	19	15	11	12	19	27	10	9	4	8	7	10	5	5	1	5	7	4	210
04/02/2022	1	2	1	2	15	25	13	7	19	16	23	26	17	14	9	5	8	6	9	3	5	4	6	2	238
05/02/2022	3	1	0	3	5	23	23	12	9	13	8	5	0	0	0	0	0	0	0	0	0	0	4	1	110
06/02/2022	0	0	0	0	0	0	0	0	0	0	0	1	0	0	0	0	0	0	0	0	0	0	0	0	1
07/02/2022	0	0	0	0	5	18	19	11	9	15	17	16	6	9	5	2	8	10	0	4	5	5	5	0	169
08/02/2022	4	1	0	1	12	20	24	20	19	19	23	30	24	21	8	11	8	11	6	0	8	6	7	2	285
09/02/2022	3	2	0	2	16	14	36	18	18	18	33	27	17	18	6	8	15	5	7	3	4	4	9	5	288
10/02/2022	7	0	0	3	16	23	27	19	17	22	27	33	22	24	16	11	14	7	4	3	4	6	4	4	313
11/02/2022	2	3	0	3	23	19	34	20	23	18	32	37	19	18	5	13	7	7	5	1	5	2	2	1	299
12/02/2022	1	0	1	0	10	22	17	11	8	12	13	2	0	0	0	0	0	0	0	0	0	0	0	0	97
13/02/2022	0	0	0	0	0	0	0	0	0	0	0	4	0	0	0	0	0	0	0	0	0	0	0	0	4
14/02/2022	0	0	0	0	7	22	27	6	12	17	17	14	21	17	10	9	12	9	7	2	6	6	6	1	228
15/02/2022	7	2	1	0	18	22	38	16	20	16	38	18	21	17	12	17	17	6	4	3	4	7	11	2	317
16/02/2022	4	0	3	3	23	27	28	19	24	28	36	36	20	29	15	6	14	13	5	2	5	9	6	3	358
17/02/2022	2	3	0	5	16	26	32	18	18	21	29	35	26	20	11	11	6	11	7	2	8	5	4	5	321
18/02/2022	2	0	1	5	17	16	19	26	17	23	31	22	25	16	7	10	10	10	7	3	3	6	5	1	282
19/02/2022	1	3	0	1	0	22	6	5	8	8	7	1	1	4	0	0	0	0	0	0	0	0	3	2	72
20/02/2022	0	0	0	0	0	0	2	0	0	0	0	0	0	0	0	0	0	0	0	0	0	0	0	0	2
21/02/2022	0	0	0	0	6	27	17	9	18	11	22	18	17	14	13	9	9	12	6	3	6	5	4	2	228
22/02/2022	2	2	1	2	14	16	7	16	13	20	9	7	5	3	3	0	5	8	8	1	4	2	1	2	151
23/02/2022	1	1	0	2	7	9	3	4	9	6	9	8	0	2	5	3	6	8	7	2	1	3	8	0	104
24/02/2022	0	0	0	1	4	17	12	3	5	2	10	4	1	0	0	0	5	4	6	2	5	4	6	4	95
25/02/2022	1	0	0	0	4	7	7	2	7	14	9	6	7	1	5	2	4	5	1	1	2	3	5	2	95
26/02/2022	0	0	0	0	0	10	9	3	0	0	0	0	0	0	0	0	0	0	0	0	0	0	2	1	25
27/02/2022	0	0	0	0	0	0	0	0	0	0	3	0	0	0	0	0	0	0	0	0	0	0	0	0	3
28/02/2022	0	0	0	0	4	6	5	1	6	15	9	15	5	3	2	4	5	9	1	3	1	2	1	2	99
01/03/2022	0	1	2	0	0	9	2	2	5	3	5	3	2	1	0	2	5	4	7	2	3	4	0	1	63
02/03/2022	0	0	0	0	8	6	5	5	4	3	4	4	1	0	0	0	5	5	0	1	4	2	3	0	60
03/03/2022	0	0	0	0	7	3	5	2	3	1	1	0	0	0	0	0	5	8	6	3	3	2	1	2	52
04/03/2022	0	0	0	0	3	3	4	9	7	3	8	7	2	1	2	0	5	5	4	3	4	3	7	1	81
05/03/2022	0	0	0	0	0	8	3	5	5	4	1	2	0	0	0	0	0	0	0	0	0	0	0	2	30
07/03/2022	0	0	0	0	6	3	1	6	9	4	8	5	0	1	1	1	6	5	0	0	4	3	0	0	63
08/03/2022	1	0	0	0	2	3	3	3	0	0	1	1	8	2	0	1	4	4	4	0	2	1	1	0	41

Ticket Date	Hours (24-hr time)																								No dlvs
	0 to 1	1 to 2	2 to 3	3 to 4	4 to 5	5 to 6	6 to 7	7 to 8	8 to 9	9 to 10	10 to 11	11 to 12	12 to 13	13 to 14	14 to 15	15 to 16	16 to 17	17 to 18	18 to 19	19 to 20	20 to 21	21 to 22	22 to 23	23 to 24	
09/03/2022	0	0	0	0	7	12	7	4	9	12	17	12	5	5	10	6	11	12	9	2	1	4	2	2	149
10/03/2022	0	0	0	2	12	14	17	25	25	22	17	16	13	16	11	7	9	14	6	6	5	8	4	2	251
11/03/2022	4	1	0	4	20	11	31	23	23	17	25	31	10	13	18	5	11	11	3	4	3	8	6	3	285
12/03/2022	0	0	0	0	8	23	22	10	13	16	16	8	3	0	0	0	0	0	0	0	0	0	0	2	121
13/03/2022	0	0	0	0	0	0	0	0	0	0	3	0	0	0	0	0	0	0	0	0	0	0	0	0	3
14/03/2022	0	0	0	0	5	26	25	18	16	16	28	24	20	23	10	9	9	13	5	3	5	7	7	0	269
15/03/2022	5	0	1	3	18	23	31	18	15	16	22	27	27	15	15	8	10	8	4	6	1	2	5	5	285
16/03/2022	0	1	2	3	8	23	14	16	24	13	19	27	15	14	10	13	6	6	7	2	9	7	8	2	249
17/03/2022	2	3	2	4	15	24	21	16	16	19	21	25	23	18	7	4	14	16	5	9	4	10	5	4	287
18/03/2022	8	1	0	2	16	22	21	17	21	26	26	26	18	17	11	6	9	8	4	4	1	6	4	8	282
19/03/2022	4	1	0	2	4	23	17	7	12	13	13	3	0	0	0	0	0	0	0	0	0	0	2	5	106
20/03/2022	0	0	0	0	0	0	0	0	0	3	0	1	0	0	0	0	0	0	0	0	0	0	0	0	4
21/03/2022	0	0	0	0	7	25	31	16	14	10	22	30	18	13	11	7	11	11	2	4	3	8	10	4	257
22/03/2022	5	4	1	4	15	27	23	14	19	21	24	25	8	20	15	14	10	9	2	4	4	5	8	8	289
23/03/2022	6	3	3	1	16	23	20	14	22	17	28	22	10	11	11	8	10	11	4	3	10	4	10	4	271
24/03/2022	4	0	1	4	19	24	21	7	7	14	21	26	11	16	3	6	9	8	6	6	6	5	6	10	240
25/03/2022	5	1	0	0	9	17	16	8	10	11	3	10	9	0	5	2	4	9	7	5	3	2	4	2	142
26/03/2022	2	1	0	0	0	10	3	2	8	3	9	0	0	0	0	0	0	0	0	0	0	0	0	0	38
27/03/2022	0	0	0	0	0	4	0	0	0	0	0	0	0	0	0	0	0	0	0	0	0	0	0	0	4
28/03/2022	0	0	0	0	0	11	18	16	7	10	8	10	9	7	6	5	8	8	2	5	2	8	6	3	149
29/03/2022	1	1	0	2	11	19	13	12	9	9	10	1	2	0	1	0	3	7	6	3	2	4	7	5	128
30/03/2022	0	0	0	0	3	4	6	8	5	12	6	7	3	8	3	0	4	3	4	3	6	5	8	3	101
31/03/2022	1	0	1	4	12	14	10	9	5	12	14	18	12	9	4	1	3	5	6	7	2	4	9	3	165