

Product Transport Monitoring

Bass Point Quarry

Q2 2021

Report Author: Chelsea Flood

Date issued: 28/10/2021



Colin F. Douch © 2019

Contents

1. Introduction.....	2
2. Laden truck movements.....	3
2.1. Hourly laden truck dispatch.....	3
2.2. Daily laden truck dispatch	3
2.3. Weekly laden truck dispatch	3
2.4. Monthly laden truck dispatch	3
2.5. Annual laden truck dispatch	4
3. Regional destination of quarry products.....	5
Appendix A	6

1. Introduction

This document has been prepared by Hanson Construction Materials Pty Ltd (Hanson) to fulfil the reporting requirements stipulated in *Schedule 3, Condition 31* of Project Approval MP 08_0143 (the Approval). A summary table of how Hanson meet the requirements of *Schedule 3, Condition 31* is provided below as **Table 1**.

Table 1: Summary table of how Hanson meet the requirements of *Schedule 3, Condition 31* of the Approval.

Schedule 3, Condition 31	Section in document
Monitoring of Product Transport	
31. The Proponent must:	
(a) keep accurate records of:	
<ul style="list-style-type: none"> • the amount of quarry products transported from the site (monthly and annually); 	Section 3
<ul style="list-style-type: none"> • the regional destination of quarry products transported from the site; and 	Section 3
<ul style="list-style-type: none"> • all laden truck movements (ie dispatch of trucks carrying quarry products or concrete) from the site (hourly, daily, weekly, monthly and annually); and 	Section 2
(b) publish these records on its website on a quarterly basis.	Noted

Attention should also be drawn to other conditions in the Approval relevant to product transport, specifically *Schedule 2, Condition 7* and *Schedule 2, Condition 8*, which stipulate limits for annual volume of products transported and the numbers of laden trucks dispatched, respectively.

Extractive Material Transport

7. The Proponent must not permit to be transported from the site:
- (a) more than 4 million tonnes of quarry products in any calendar year; or
 - (b) more than 3 million tonnes of quarry products by road in any calendar year.

Transport of Products

8. The Proponent must limit the dispatch of trucks carrying quarry products or concrete from the site to the levels shown in Table 1.

Table 1: Laden Truck Dispatch Hours

Period	Maximum Laden Truck Dispatch
7 am – 10 pm	40 in any hour
10 pm – 7 am	23 in any hour
5 am – 6 am (Monday to Friday only and excluding Public Holidays)	27
6 am – 7 am (Monday to Friday only and excluding Public Holidays)	38
24-hour calendar day	500

2. Laden truck movements

Schedule 3, Condition 31 requires Hanson to publish records of laden truck movements from the site on an hourly, daily, weekly, monthly, and annual basis (see **Section 1**). The complete laden truck dispatch report is included as **Appendix A**. The compliance status of laden truck movements for the second quarter of 2021 (i.e. 01/01/2021 to 31/03/2021 inclusive) is discussed in **Section 2.1**, **Section 2.2**, **Section 2.3**, **Section 2.4**, and **Section 2.5**.

2.1. Hourly laden truck dispatch

There were no non-compliances with the hourly laden truck dispatch limits (*Schedule 2, Condition 8*) during the second quarter of 2021. There were two instances where shortcomings in the reporting software yielded apparent non-compliances, but investigation indicated that Hanson was indeed compliant with hourly laden truck dispatch limits:

- **05:00 to 06:00 on 21/04/2021**: there was one 'split load', whereby one vehicle is ticketed twice at the weighbridge, in this case because the vehicle was carrying different products in each trailer. The report indicated that 28 laden trucks were dispatched, an exceedance of the hourly limit of 27. Exclusion of one 'split load' yields a total of 27 laden trucks dispatched, which is compliant with the prevailing hourly laden truck dispatch limit.
- **05:00 to 06:00 on 25/06/2021**: a laden truck was ticketed at exactly 06:00, and this truck was counted in the 05:00 to 06:00 period rather than the 06:00 to 07:00 period. The report indicated that 28 laden trucks were dispatched, an exceedance of the hourly limit of 27. Exclusion of the truck ticketed at exactly 06:00 from the 05:00 to 06:00 period, and addition of that truck to the 06:00 to 07:00 period, yields hourly laden truck dispatches that are compliant with the prevailing hourly laden truck dispatch limits.

See **Appendix A** for the complete laden truck dispatch report.

2.2. Daily laden truck dispatch

There were no non-compliances with the daily laden truck limit (*Schedule 2, Condition 8*) during the second quarter of 2021. See **Appendix A** for the complete laden truck dispatch report.

2.3. Weekly laden truck dispatch

There is no applicable limit for weekly laden truck dispatch (*Schedule 2, Condition 8*), so compliance status is not applicable. See **Appendix A** for the complete laden truck dispatch report.

2.4. Monthly laden truck dispatch

There is no applicable limit for monthly laden truck dispatch (*Schedule 2, Condition 8*), so compliance status is not applicable. See **Appendix A** for the complete laden truck dispatch report.

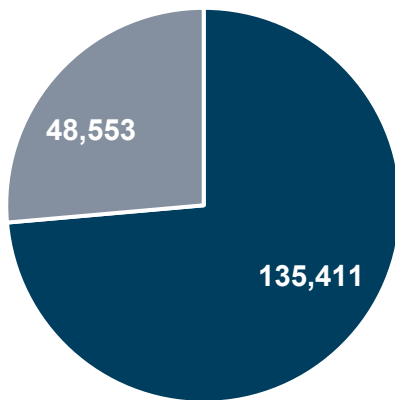
2.5. Annual laden truck dispatch

There is no applicable limit for annual laden truck dispatch (*Schedule 2, Condition 8*), so compliance status is not applicable. See **Appendix A** for the complete laden truck dispatch report for the second quarter of 2021. The annual laden truck dispatch will be provided in the report for the fourth quarter of 2021.

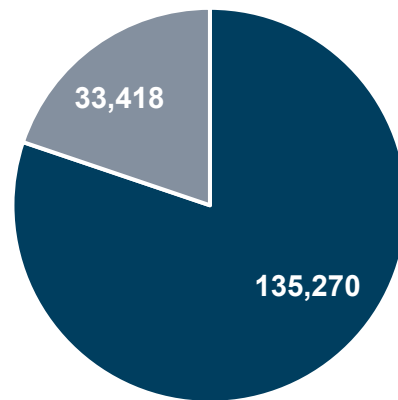
3. Regional destination of quarry products

Schedule 3, Condition 31 requires Hanson to publish records of the monthly and annual volume of quarry products transported from the site, as well as the regional destination (see Section 1). To meet this requirement, customer delivery records were classified under the Local Land Services regions. Monthly volumes of quarry products transported from site to different regional destinations have been visually represented below (Figure 1(a), Figure 1(b), and Figure 1(c)). An annual summary of regional destination volumes (compared to Schedule 2, Condition 7) will be available in the report for the fourth quarter of 2021.

(a)



(b)



(c)

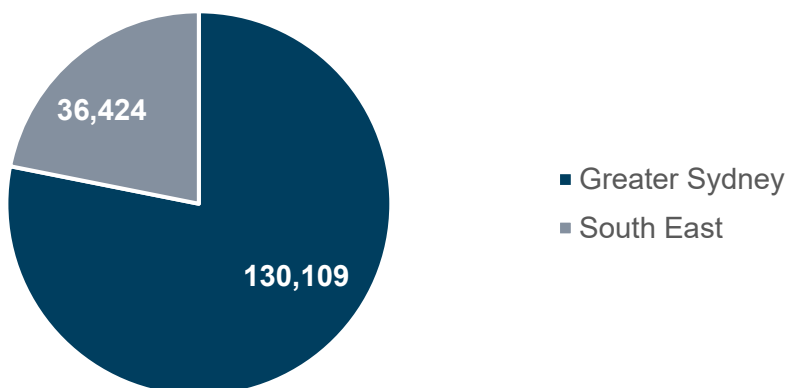


Figure 1: Volume of quarry products (tonnes) transported to different regional destinations for the months of (a) April 2021; (b) May 2021; and (c) June 2021.

Appendix A

Table A 1: Hourly and daily truck dispatch report for the second quarter of 2021 (i.e. 01/04/2021 to 30/06/2021 inclusive). Deliveries has been abbreviated to dlvs. Dates on which there were no trucks dispatched have been omitted from the report. Exceedances are shaded orange. Data that has been amended (e.g. due to split loads) are shaded yellow.

Ticket Date	No. Dlvs	Hours (24-hr time)																								
		0	0 to 1	1 to 2	2 to 3	3 to 4	4 to 5	5 to 6	6 to 7	7 to 8	8 to 9	9 to 10	10 to 11	11 to 12	12 to 13	13 to 14	14 to 15	15 to 16	16 to 17	17 to 18	18 to 19	19 to 20	20 to 21	21 to 22	22 to 23	23 to 24
1/04/2021	262	8	4	2	4	4	18	19	15	17	18	21	25	23	15	18	9	5	7	6	5	3	10	9	5	0
2/04/2021	0	1	0	0	0	0	0	0	0	0	0	0	0	0	0	0	0	0	0	0	0	0	0	0	0	0
3/04/2021	7	0	0	0	0	0	0	2	2	1	1	1	0	0	0	0	0	0	0	0	0	0	0	0	0	0
6/04/2021	195	0	0	0	0	0	6	20	22	19	12	12	24	14	8	7	5	2	4	7	4	9	5	8	3	4
7/04/2021	209	0	5	0	1	1	17	16	9	16	20	12	15	13	10	14	9	8	3	12	5	4	5	6	3	5
8/04/2021	220	0	1	1	1	4	10	20	19	6	15	14	15	17	18	12	4	5	13	10	5	6	5	7	9	3
9/04/2021	292	0	5	4	1	7	16	22	21	19	22	26	28	22	25	22	10	8	7	6	4	1	5	5	4	2
10/04/2021	128	1	1	0	0	2	9	22	20	18	10	17	17	10	1	1	0	0	0	0	0	0	0	0	0	0
11/04/2021	1	0	0	0	0	0	0	0	0	0	0	0	1	0	0	0	0	0	0	0	0	0	0	0	0	0
12/04/2021	283	0	0	0	0	0	6	25	30	13	18	18	25	20	21	22	13	9	9	14	9	4	5	11	4	7
13/04/2021	280	1	9	1	2	3	15	26	18	16	18	15	22	22	15	20	15	2	16	9	3	4	6	12	3	8
14/04/2021	305	0	5	6	2	4	21	22	19	20	15	23	23	18	28	18	21	3	13	5	2	6	11	7	6	7
15/04/2021	250	1	6	1	2	3	16	24	22	12	10	11	20	26	11	17	7	5	9	10	5	5	6	5	9	8
16/04/2021	222	0	2	1	0	2	19	19	24	7	16	12	17	17	17	21	7	5	8	8	3	6	6	2	2	1
17/04/2021	100	2	2	0	1	0	4	23	13	11	15	13	11	7	0	0	0	0	0	0	0	0	0	0	0	0
19/04/2021	255	0	0	0	0	0	10	27	29	13	13	19	23	22	17	17	16	3	8	9	2	3	4	9	6	5
20/04/2021	274	0	1	3	1	3	20	19	21	15	22	19	26	26	18	19	14	4	18	6	3	0	4	2	6	4
21/04/2021	304	0	4	0	2	5	15	27*	30	12	23	24	22	25	20	15	18	10	9	9	5	5	2	9	3	9
22/04/2021	302	0	0	1	2	0	23	21	27	13	26	17	31	29	24	26	11	4	9	8	6	5	3	5	6	5
23/04/2021	221	0	4	0	2	4	19	23	18	19	21	14	18	17	22	9	3	3	4	7	1	3	3	3	2	2
24/04/2021	89	0	2	1	0	2	1	20	17	7	11	10	12	6	0	0	0	0	0	0	0	0	0	0	0	0
26/04/2021	253	0	0	0	0	0	5	26	32	13	13	13	29	27	15	17	10	9	8	7	3	6	8	5	4	3
27/04/2021	301	0	0	1	3	4	14	24	26	20	25	16	29	30	23	19	15	9	9	4	6	4	2	7	6	5
28/04/2021	309	2	1	0	0	7	22	26	24	25	22	17	24	24	22	23	7	13	15	8	2	3	4	7	6	7
29/04/2021	312	0	3	0	0	3	17	19	26	17	33	20	23	30	22	18	17	17	9	9	2	2	3	7	6	9

Ticket Date	No. Divs	Hours (24-hr time)																								
		0	0 to 1	1 to 2	2 to 3	3 to 4	4 to 5	5 to 6	6 to 7	7 to 8	8 to 9	9 to 10	10 to 11	11 to 12	12 to 13	13 to 14	14 to 15	15 to 16	16 to 17	17 to 18	18 to 19	19 to 20	20 to 21	21 to 22	22 to 23	23 to 24
30/04/2021	271	0	2	3	1	5	15	22	26	20	21	16	29	22	21	13	12	10	9	0	2	2	7	3	7	3
1/05/2021	147	0	6	1	0	2	5	22	22	10	25	13	14	9	5	6	6	1	0	0	0	0	0	0	0	
2/05/2021	1	0	0	0	0	0	0	0	0	0	0	0	0	0	0	0	1	0	0	0	0	0	0	0	0	
3/05/2021	297	0	0	0	0	0	4	26	36	23	20	24	32	23	22	20	12	15	9	10	4	2	7	2	5	1
4/05/2021	246	0	2	0	0	4	17	18	23	18	16	27	25	24	19	19	5	1	4	6	4	2	4	3	1	4
5/05/2021	76	0	1	0	0	1	15	8	11	9	1	0	4	0	1	0	0	0	3	7	3	1	6	1	4	0
6/05/2021	76	0	0	0	0	3	10	4	7	7	2	0	4	1	2	2	0	3	4	6	3	1	4	5	5	3
7/05/2021	81	1	0	1	0	0	6	4	9	1	7	3	10	4	2	2	1	4	6	4	2	4	3	4	3	1
8/05/2021	46	0	0	0	0	0	1	16	4	4	8	3	5	4	0	0	0	1	0	0	0	0	0	0	0	0
9/05/2021	3	0	0	0	0	0	0	0	0	0	0	0	0	3	0	0	0	0	0	0	0	0	0	0	0	0
10/05/2021	260	0	0	0	0	0	5	25	30	24	16	11	22	25	24	11	11	6	8	8	6	1	6	5	12	4
11/05/2021	230	0	3	0	1	4	19	21	18	10	17	18	33	20	14	3	7	1	12	9	1	0	5	6	5	3
12/05/2021	269	1	2	1	1	3	16	16	27	13	15	18	27	27	17	16	12	5	7	8	6	6	6	6	5	9
13/05/2021	274	0	4	0	0	4	17	20	22	14	22	23	23	24	22	13	14	4	10	3	7	5	4	7	4	8
14/05/2021	222	1	1	1	4	3	15	25	25	15	16	16	18	14	13	14	5	1	9	5	2	4	2	4	7	3
15/05/2021	77	0	2	0	1	0	4	22	11	9	4	5	8	11	0	0	0	0	0	0	0	0	0	0	0	0
17/05/2021	199	1	0	0	0	0	6	23	29	10	12	17	19	23	11	9	5	2	7	7	4	0	4	6	4	1
18/05/2021	248	0	2	1	3	2	18	15	19	14	15	13	28	28	10	17	8	7	7	12	4	5	6	4	5	5
19/05/2021	284	1	2	1	3	5	11	21	28	13	14	22	29	33	21	19	13	7	7	12	1	4	3	6	5	4
20/05/2021	269	0	3	1	4	5	19	19	22	17	20	16	25	24	15	14	8	4	10	8	4	2	5	5	8	11
21/05/2021	242	1	2	2	1	4	18	20	22	13	14	18	28	15	16	18	6	7	7	7	2	0	6	5	9	2
22/05/2021	99	1	3	1	1	2	4	23	20	6	6	17	8	7	1	0	0	0	0	0	0	0	0	0	0	0
23/05/2021	3	0	0	0	0	0	0	0	0	0	0	0	0	2	0	0	0	0	0	0	0	0	0	1	0	0
24/05/2021	203	0	0	0	0	0	7	24	28	16	11	18	11	12	13	9	5	4	7	8	1	4	6	7	5	7
25/05/2021	240	0	6	1	2	2	12	19	20	21	16	8	20	21	15	11	4	6	14	12	4	5	4	8	3	6
26/05/2021	254	1	3	2	2	5	14	21	17	16	16	21	20	26	16	16	9	5	5	9	6	3	6	4	7	5
27/05/2021	267	0	5	0	2	5	18	21	21	14	17	17	17	24	16	19	11	3	7	9	4	6	3	6	13	9
28/05/2021	258	0	5	1	5	4	19	23	25	14	26	17	30	19	20	6	6	4	7	7	1	1	2	4	5	7
29/05/2021	98	2	4	1	3	1	10	23	21	6	11	7	5	6	0	0	0	0	0	0	0	0	0	0	0	0
30/05/2021	3	0	0	0	0	0	0	0	0	0	0	0	0	0	0	0	0	0	0	0	0	0	1	0	1	1
31/05/2021	218	0	1	0	0	0	5	27	29	27	13	12	15	16	13	13	4	6	9	7	1	2	5	4	5	4
1/06/2021	297	1	2	0	0	6	18	18	29	19	21	13	31	26	22	22	13	12	8	6	6	4	4	10	4	3
2/06/2021	275	0	1	4	2	1	14	22	23	19	13	19	26	12	31	20	14	8	12	12	5	0	6	4	2	5
3/06/2021	185	0	2	3	2	4	21	20	19	22	11	15	17	8	6	6	6	0	7	7	2	3	1	1	1	1
4/06/2021	164	0	0	1	0	4	13	17	17	12	11	17	13	3	5	12	1	3	7	7	1	0	4	6	5	5

Ticket Date	No. Divs	Hours (24-hr time)																								
		0	0 to 1	1 to 2	2 to 3	3 to 4	4 to 5	5 to 6	6 to 7	7 to 8	8 to 9	9 to 10	10 to 11	11 to 12	12 to 13	13 to 14	14 to 15	15 to 16	16 to 17	17 to 18	18 to 19	19 to 20	20 to 21	21 to 22	22 to 23	23 to 24
5/06/2021	76	0	2	0	0	1	5	23	16	5	3	6	5	2	6	1	1	0	0	0	0	0	0	0	0	0
6/06/2021	5	1	0	0	0	0	0	0	0	0	0	2	1	2	0	0	0	0	0	0	0	0	0	0	0	0
7/06/2021	234	0	0	0	0	0	7	27	29	14	19	13	24	21	13	14	8	8	6	6	5	3	6	3	5	3
8/06/2021	260	0	3	0	0	5	18	18	20	15	22	19	24	20	20	21	7	6	8	10	3	3	5	4	4	5
9/06/2021	212	0	3	0	0	3	17	18	20	13	20	15	27	13	17	6	1	2	7	6	2	2	4	6	0	10
10/06/2021	195	0	7	0	0	5	15	20	14	13	18	17	16	18	9	7	3	3	6	6	4	3	5	4	2	0
11/06/2021	145	0	0	0	0	2	10	19	15	9	9	8	19	8	4	7	4	4	7	5	1	0	4	4	4	2
12/06/2021	47	0	1	0	0	0	3	18	4	5	3	0	6	7	0	0	0	0	0	0	0	0	0	0	0	0
13/06/2021	6	0	0	0	0	0	0	0	0	0	0	0	0	6	0	0	0	0	0	0	0	0	0	0	0	0
14/06/2021	4	1	0	0	0	0	0	0	0	0	0	0	0	4	0	0	0	0	0	0	0	0	0	0	0	0
15/06/2021	206	1	0	0	0	0	8	20	23	14	9	16	12	20	10	9	11	12	2	10	4	8	3	6	5	4
16/06/2021	209	0	4	1	1	5	15	14	15	7	17	12	15	17	16	10	8	5	4	11	3	3	5	7	4	10
17/06/2021	219	1	0	0	0	5	16	17	14	13	19	16	14	19	26	13	7	2	6	7	3	3	3	6	5	5
18/06/2021	221	0	1	1	1	4	17	22	14	10	17	21	21	17	9	18	10	1	7	7	4	3	3	6	4	3
19/06/2021	85	1	1	1	0	1	7	20	14	5	10	14	9	3	0	0	0	0	0	0	0	0	0	0	0	0
20/06/2021	6	0	0	0	0	0	0	0	0	0	0	4	0	0	0	0	0	0	0	0	0	0	0	1	0	1
21/06/2021	208	0	0	0	0	0	5	24	17	5	11	12	21	24	19	14	7	6	10	5	2	5	6	4	5	6
22/06/2021	251	0	3	1	0	2	20	21	16	18	16	18	22	18	19	10	10	2	10	15	3	3	7	8	6	3
23/06/2021	250	0	2	1	1	2	17	27	21	12	11	15	17	20	17	15	10	8	5	12	5	5	7	10	7	3
24/06/2021	268	0	5	0	2	3	17	27	22	17	19	16	17	28	16	16	10	7	5	7	7	1	4	9	8	5
25/06/2021	256	1	5	1	2	6	11	27^	21	10	15	17	17	22	23	17	15	11	5	10	5	1	3	3	8	1
26/06/2021	122	1	3	0	2	0	4	21	21	9	11	16	20	13	0	0	0	0	0	0	0	0	0	0	1	1
27/06/2021	5	0	0	0	0	0	0	0	0	0	0	0	0	1	0	0	0	0	0	0	0	0	0	1	2	1
28/06/2021	265	0	0	0	0	0	6	18	27	21	22	18	19	24	22	17	10	11	9	8	1	3	9	3	10	7
29/06/2021	235	0	5	2	1	2	20	27	16	8	19	15	28	17	8	8	4	6	12	7	3	5	4	6	4	8
30/06/2021	210	1	6	0	0	2	14	22	16	8	11	14	22	13	15	8	3	3	9	8	3	4	7	13	3	6

* 1 x split load. Corrected from 28 to 27.

^ 1 x load dispatched at exactly 06:00 was counted in the 05:00 to 06:00 period, rather than the 06:00 to 07:00 period. Corrected to -1 load in 05:00 to 06:00 period (27), +1 load in 06:00 to 07:00 period (21).