

Product Transport Monitoring

Bass Point Quarry

Q1 2020

Report Author: Chelsea Flood

Date issued: 29/04/2020



Colin F. Douch © 2019

Contents

1. Introduction	2
2. Laden truck movements	3
2.1. Hourly laden truck dispatch	3
2.2. Daily laden truck dispatch	3
2.3. Weekly laden truck dispatch	3
2.4. Monthly laden truck dispatch	3
2.5. Annual laden truck dispatch	3
3. Regional destination of quarry products	4
Appendix A	5

1. Introduction

This document has been prepared by Hanson Construction Materials Pty Ltd (Hanson) to fulfil the reporting requirements stipulated in *Schedule 3, Condition 31* of Project Approval MP 08_0143 (the Approval). A summary table of how Hanson meet the requirements of *Schedule 3, Condition 31* is provided below as **Table 1**.

Table 1: Summary table of how Hanson meet the requirements of *Schedule 3, Condition 31* of the Approval.

Schedule 3, Condition 31	Section in document
Monitoring of Product Transport	
31. The Proponent must:	
(a) keep accurate records of:	
<ul style="list-style-type: none"> • the amount of quarry products transported from the site (monthly and annually); 	Section 3
<ul style="list-style-type: none"> • the regional destination of quarry products transported from the site; and 	Section 3
<ul style="list-style-type: none"> • all laden truck movements (ie dispatch of trucks carrying quarry products or concrete) from the site (hourly, daily, weekly, monthly and annually); and 	Section 2
(b) publish these records on its website on a quarterly basis.	Noted

Attention should also be drawn to other conditions in the Approval relevant to product transport, specifically *Schedule 2, Condition 7* and *Schedule 2, Condition 8*, which stipulate limits for annual volume of products transported and the numbers of laden trucks dispatched, respectively.

Extractive Material Transport

7. The Proponent must not permit to be transported from the site:
- (a) more than 4 million tonnes of quarry products in any calendar year; or
 - (b) more than 3 million tonnes of quarry products by road in any calendar year.

Transport of Products

8. The Proponent must limit the dispatch of trucks carrying quarry products or concrete from the site to the levels shown in Table 1.

Table 1: Laden Truck Dispatch Hours

Period	Maximum Laden Truck Dispatch
7 am – 10 pm	40 in any hour
10 pm – 7 am	23 in any hour
5 am – 6 am (Monday to Friday only and excluding Public Holidays)	27
6 am – 7 am (Monday to Friday only and excluding Public Holidays)	38
24-hour calendar day	500

2. Laden truck movements

Schedule 3, Condition 31 requires Hanson to publish records of laden truck movements from the site on an hourly, daily, weekly, monthly, and annual basis (see **Section 1**). The complete laden truck dispatch report is included as **Appendix A**. The compliance status of laden truck movements for the first quarter of 2020 (i.e. 01/01/2020 to 31/03/2020 inclusive) is discussed in **Section 2.1**, **Section 2.2**, **Section 2.3**, **Section 2.4**, and **Section 2.5**.

2.1. Hourly laden truck dispatch

There were no non-compliances associated with the hourly laden truck dispatch limits (*Schedule 2, Condition 8*) during the first quarter of 2020. See **Appendix A** for the complete laden truck dispatch report.

2.2. Daily laden truck dispatch

There were no non-compliances with the daily laden truck limit (*Schedule 2, Condition 8*) during the first quarter of 2020. See **Appendix A** for the complete laden truck dispatch report.

2.3. Weekly laden truck dispatch

There is no applicable limit for weekly laden truck dispatch (*Schedule 2, Condition 8*), so compliance status is not applicable. See **Appendix A** for the complete laden truck dispatch report.

2.4. Monthly laden truck dispatch

There is no applicable limit for monthly laden truck dispatch (*Schedule 2, Condition 8*), so compliance status is not applicable. See **Appendix A** for the complete laden truck dispatch report.

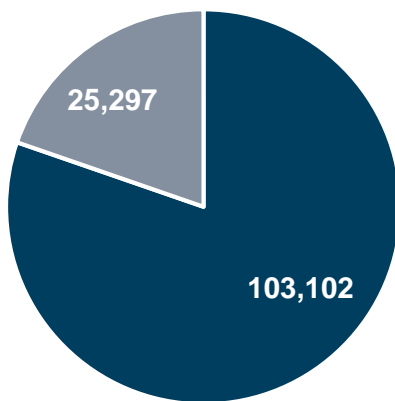
2.5. Annual laden truck dispatch

There is no applicable limit for annual laden truck dispatch (*Schedule 2, Condition 8*), so compliance status is not applicable. See **Appendix A** for the complete laden truck dispatch report for the first quarter of 2020. The annual laden truck dispatch will be provided in the report for the fourth quarter of 2020.

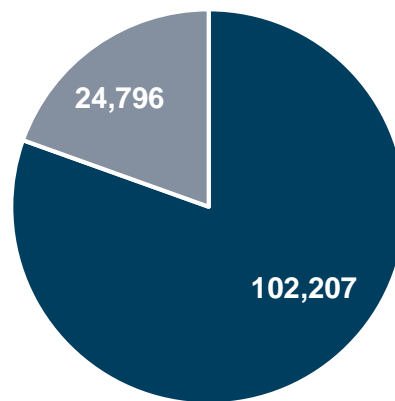
3. Regional destination of quarry products

Schedule 3, Condition 31 requires Hanson to publish records of the monthly and annual volume of quarry products transported from the site, as well as the regional destination (see Section 1). To meet this requirement, customer delivery records were classified under the Local Land Services regions. Monthly volumes of quarry products transported from site to different regional destinations have been visually represented below (Figure 1(a), Figure 1(b), and Figure 1(c)). An annual summary of regional destination volumes (compared to Schedule 2, Condition 7) will be available in the report for the fourth quarter of 2020.

(a)



(b)



(c)

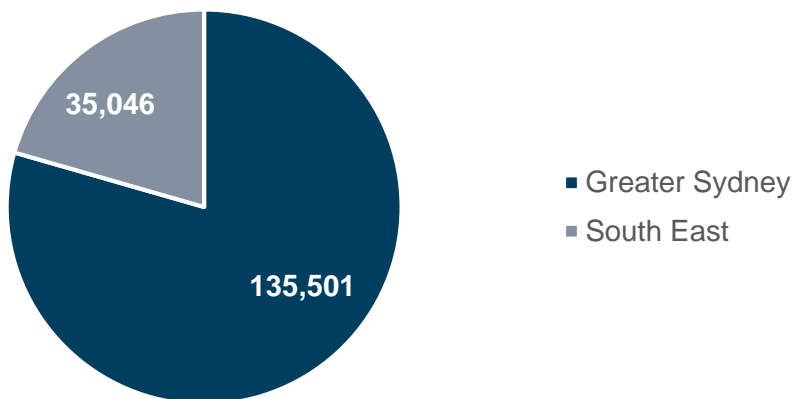


Figure 1: Volume of quarry products (tonnes) transported to different regional destinations for the months of (a) January 2020; (b) February 2020; and (c) March 2020.

Appendix A

Table A 1: Hourly and daily truck dispatch report for the first quarter of 2020 (i.e. 01/01/2020 to 31/03/2020 inclusive). Deliveries has been abbreviated to dlvs. Dates on which there were no trucks dispatched have been omitted from the report. Exceedances are shaded orange. Data that has been amended (e.g. due to split loads) are shaded yellow.

Ticket Date	No. dlvs	Hours (24-hr time)																							
		0	0 to 1	1 to 2	2 to 3	3 to 4	4 to 5	5 to 6	6 to 7	7 to 8	8 to 9	9 to 10	10 to 11	11 to 12	12 to 13	13 to 14	14 to 15	15 to 16	16 to 17	17 to 18	18 to 19	19 to 20	20 to 21	21 to 22	22 to 23
6/01/2020	42	0	0	0	0	0	0	1	7	7	2	5	3	7	6	1	1	2	0	0	0	0	0	0	0
7/01/2020	75	0	0	0	0	0	0	1	16	10	7	4	9	9	5	10	2	1	1	0	0	0	0	0	0
8/01/2020	139	0	0	0	0	0	0	15	23	11	4	12	16	20	13	15	3	6	0	0	0	0	0	0	1
9/01/2020	157	0	0	0	0	0	0	17	20	20	8	15	17	17	17	10	6	3	6	0	0	0	0	0	1
10/01/2020	251	0	0	0	0	0	0	21	20	31	14	23	25	26	23	24	13	5	26	0	0	0	0	0	0
11/01/2020	84	0	0	0	0	0	0	18	21	12	9	10	8	3	2	0	0	1	0	0	0	0	0	0	0
12/01/2020	1	0	0	0	0	0	0	0	0	0	0	0	0	0	0	0	0	0	0	0	0	0	0	0	1
13/01/2020	225	0	0	0	0	0	6	26	24	12	12	15	21	24	16	14	14	6	7	6	2	4	4	4	5
14/01/2020	240	0	1	0	1	3	13	27	21	18	12	13	23	23	12	12	8	7	8	7	6	4	5	5	4
15/01/2020	304	0	0	0	0	1	9	20	19	25	22	17	32	38	28	28	8	9	8	5	5	3	2	10	7
16/01/2020	169	0	0	0	0	3	10	21	16	24	14	14	14	7	9	5	1	3	6	4	1	3	4	5	3
17/01/2020	56	0	2	0	0	1	7	13	7	3	3	7	2	3	0	0	0	4	0	0	1	3	0	0	0
18/01/2020	25	0	0	0	0	0	0	7	5	7	5	0	0	1	0	0	0	0	0	0	0	0	0	0	0
20/01/2020	179	0	0	0	0	0	4	25	14	14	19	8	22	15	10	11	4	6	7	4	4	4	4	3	0
21/01/2020	206	0	0	0	0	4	9	24	18	17	12	13	19	15	7	6	7	10	4	7	5	5	8	3	9
22/01/2020	286	0	1	1	2	3	12	23	22	19	16	20	27	29	27	23	12	12	4	7	5	2	2	4	10
23/01/2020	260	1	5	0	0	4	16	20	31	16	16	29	15	23	18	14	13	10	5	4	2	6	5	4	3
24/01/2020	193	0	1	0	0	2	12	23	17	15	16	11	22	19	11	5	7	3	3	4	5	4	4	3	3
25/01/2020	69	0	2	0	0	0	0	23	6	9	8	14	7	0	0	0	0	0	0	0	0	0	0	0	0
28/01/2020	200	0	0	0	0	0	6	27	25	19	9	22	26	19	12	6	2	4	3	5	4	3	3	3	1
29/01/2020	210	0	1	0	0	0	7	8	26	26	18	19	20	25	12	9	5	3	8	5	3	3	4	2	3
30/01/2020	223	0	1	2	0	2	9	21	16	19	18	20	22	24	20	10	5	4	2	7	3	6	3	4	4
31/01/2020	207	0	1	0	1	2	8	21	15	21	15	20	14	20	14	13	7	5	4	3	6	4	4	6	2
1/02/2020	90	0	1	0	0	2	2	22	19	8	7	9	12	3	0	0	0	0	0	0	0	0	0	0	2
3/02/2020	170	0	0	0	0	0	3	25	11	22	9	13	17	13	12	8	3	8	7	3	5	6	1	2	1
4/02/2020	255	0	0	0	0	2	6	9	30	19	20	18	23	19	28	22	11	6	8	5	6	0	6	9	6
5/02/2020	289	0	6	1	0	2	11	24	28	15	13	24	23	24	36	23	10	5	7	9	2	8	3	2	6
6/02/2020	176	0	4	1	1	0	8	20	11	23	11	14	12	17	9	12	2	1	5	8	4	1	3	1	7

Ticket Date	No. dlvs	Hours (24-hr time)																							
		0	0 to 1	1 to 2	2 to 3	3 to 4	4 to 5	5 to 6	6 to 7	7 to 8	8 to 9	9 to 10	10 to 11	11 to 12	12 to 13	13 to 14	14 to 15	15 to 16	16 to 17	17 to 18	18 to 19	19 to 20	20 to 21	21 to 22	22 to 23
7/02/2020	50	0	0	1	0	4	6	9	7	11	4	1	3	1	0	1	0	0	0	0	0	0	1	0	0
8/02/2020	14	0	0	0	0	0	0	8	5	0	0	0	1	0	0	0	0	0	0	0	0	0	0	0	0
10/02/2020	43	0	0	0	0	0	1	7	2	0	3	4	4	4	3	4	1	0	2	2	2	1	1	1	1
11/02/2020	75	0	0	0	0	0	2	3	4	8	5	7	9	7	3	1	0	0	5	7	1	6	1	4	1
12/02/2020	84	0	0	0	0	3	8	8	2	7	6	7	2	3	0	2	1	3	5	4	3	6	2	2	5
13/02/2020	73	1	1	0	0	0	3	14	7	2	3	6	4	6	3	2	1	1	4	4	5	3	1	2	0
14/02/2020	151	0	0	0	0	2	10	16	13	9	14	14	13	11	11	5	5	5	4	6	0	6	3	2	1
15/02/2020	101	0	3	0	0	0	4	23	15	11	14	12	14	4	1	0	0	0	0	0	0	0	0	0	0
17/02/2020	138	0	0	0	0	0	7	23	21	13	4	8	8	15	8	5	1	0	4	7	1	3	1	4	3
18/02/2020	196	0	0	0	0	4	4	17	17	16	13	15	21	13	15	9	4	6	4	13	4	1	3	2	9
19/02/2020	213	2	3	0	0	0	13	15	22	9	15	14	21	21	14	11	8	6	6	8	4	5	3	6	3
20/02/2020	215	0	0	1	1	0	9	25	24	18	13	16	15	20	13	16	4	3	7	7	1	3	8	3	2
21/02/2020	204	0	8	0	4	1	8	26	22	7	10	16	21	11	15	9	7	5	3	6	3	7	1	2	9
22/02/2020	69	1	0	0	2	0	3	23	7	8	4	4	11	6	0	0	0	0	0	0	0	0	0	0	1
23/02/2020	1	0	0	0	0	0	0	0	0	0	0	0	0	1	0	0	0	0	0	0	0	0	0	0	0
24/02/2020	203	0	0	0	0	0	9	18	28	12	14	15	16	15	12	10	6	3	7	7	1	5	8	4	8
25/02/2020	208	1	3	2	1	1	14	23	18	7	17	15	18	14	13	11	5	6	8	6	3	3	7	2	6
26/02/2020	241	0	5	1	1	2	9	18	19	16	15	14	26	18	22	22	13	4	9	4	4	3	4	3	5
27/02/2020	276	0	2	1	1	2	11	21	23	25	18	22	20	28	25	21	11	3	3	8	2	4	6	6	7
28/02/2020	232	0	2	2	1	5	12	18	22	19	10	20	24	22	15	10	11	1	9	5	1	3	2	9	8
29/02/2020	114	0	3	1	1	0	0	23	19	6	11	12	16	13	2	1	2	0	0	0	0	0	0	1	3
1/03/2020	3	0	0	0	0	0	0	0	0	0	0	3	0	0	0	0	0	0	0	0	0	0	0	0	0
2/03/2020	229	0	0	0	0	0	3	22	20	16	9	19	29	21	14	22	10	9	9	5	1	1	6	8	5
3/03/2020	249	0	4	4	3	0	12	26	23	13	10	19	30	20	19	13	9	7	8	3	2	4	4	10	5
4/03/2020	115	0	1	1	2	2	14	11	13	2	8	10	5	6	6	1	1	6	1	0	7	7	1	0	4
5/03/2020	82	0	1	0	1	0	9	6	5	13	6	3	4	6	2	1	0	0	2	4	2	5	3	5	2
6/03/2020	139	1	5	2	1	1	8	6	9	13	9	19	13	8	5	8	2	1	3	7	2	0	3	9	4
7/03/2020	58	3	2	0	0	2	0	22	9	6	4	0	10	3	0	0	0	0	0	0	0	0	0	0	0
9/03/2020	147	0	0	0	0	0	7	18	9	16	9	8	14	19	9	5	6	3	9	2	0	3	2	5	2
10/03/2020	165	1	3	0	1	2	11	16	15	17	12	11	11	15	8	5	4	3	5	7	2	2	2	8	2
11/03/2020	243	0	2	1	1	3	14	26	24	19	25	20	27	19	19	10	6	2	6	7	1	0	2	4	4
12/03/2020	294	0	0	0	2	6	20	27	25	14	24	21	20	37	26	29	13	5	5	7	0	1	5	3	3
13/03/2020	329	1	2	3	0	2	12	23	37	20	17	25	33	39	30	25	17	3	7	7	1	4	9	5	5
14/03/2020	101	0	3	2	1	1	7	23	12	3	8	15	14	10	1	0	0	0	0	0	0	0	0	1	0
15/03/2020	2	0	0	0	0	0	0	0	0	0	2	0	0	0	0	0	0	0	0	0	0	0	0	0	0
16/03/2020	184	0	0	0	0	0	7	27	27	26	10	16	16	11	10	2	4	2	8	4	1	7	0	1	0
17/03/2020	183	0	0	0	0	0	8	17	8	16	12	12	18	16	13	13	6	4	2	14	2	5	3	5	5
18/03/2020	278	0	3	0	0	3	12	17	24	15	21	25	25	22	25	25	18	10	10	7	1	1	6	5	2
19/03/2020	281	1	4	1	3	2	12	22	25	16	24	22	21	28	20	13	11	12	7	7	8	6	3	4	6
20/03/2020	256	0	1	2	1	3	10	19	23	14	15	27	27	23	14	21	12	8	5	4	1	4	7	4	4

Ticket Date	No. dlvs	Hours (24-hr time)																									
		0	0 to 1	1 to 2	2 to 3	3 to 4	4 to 5	5 to 6	6 to 7	7 to 8	8 to 9	9 to 10	10 to 11	11 to 12	12 to 13	13 to 14	14 to 15	15 to 16	16 to 17	17 to 18	18 to 19	19 to 20	20 to 21	21 to 22	22 to 23	23 to 24	
21/03/2020	131	0	3	1	1	1	10	23	21	11	16	13	18	12	0	0	0	0	0	0	0	0	0	0	0	1	0
22/03/2020	4	0	0	0	0	0	0	0	0	0	0	0	4	0	0	0	0	0	0	0	0	0	0	0	0	0	0
23/03/2020	293	0	0	0	0	0	5	27	28	25	19	18	22	29	24	19	22	4	9	9	7	7	4	5	5	5	
24/03/2020	260	0	0	0	0	3	11	22	12	29	19	24	22	29	21	19	4	3	6	7	5	4	5	4	8	3	
25/03/2020	205	0	4	0	1	4	12	26	21	14	13	16	24	14	14	7	5	0	7	5	1	1	9	5	2	0	
26/03/2020	197	0	1	2	1	3	10	14	11	19	15	20	24	14	14	10	6	1	3	7	6	2	6	3	5	0	
27/03/2020	222	0	0	0	0	4	11	23	14	13	18	18	20	18	17	16	10	4	6	6	2	4	7	2	6	3	
28/03/2020	107	2	4	0	1	1	10	22	14	9	17	13	11	4	1	0	0	0	0	0	0	0	0	0	0	0	
30/03/2020	194	1	0	0	0	0	5	25	20	20	12	22	18	19	4	6	7	2	6	4	2	5	8	3	2	4	
31/03/2020	219	1	1	0	0	4	9	13	17	26	20	13	17	15	18	10	7	5	7	7	5	2	5	8	7	3	